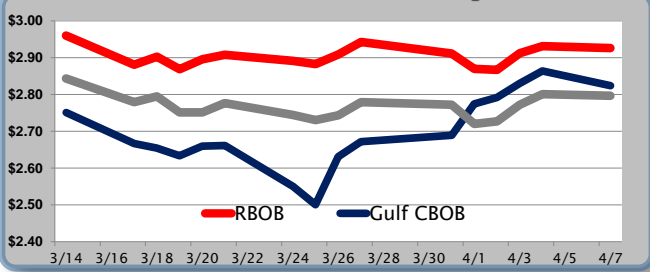


Gasoline

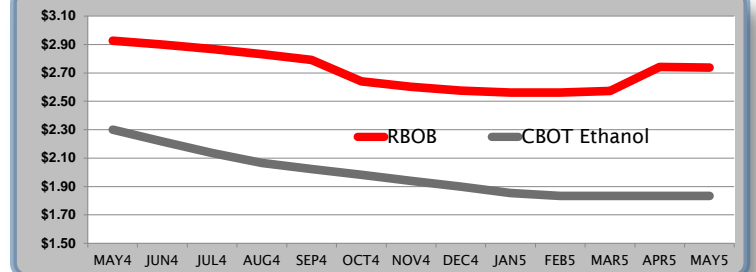
	RBOB	Change	Gulf CBOB	Change	Group Sub NL	Change	Gulf Basis	Group Basis
4/8	\$2.9417	\$0.0157	\$2.8397		\$2.8121		-10.50	-13.25
4/7	\$2.9260	-\$0.0053	\$2.8240	-\$0.0402	\$2.7964	-\$0.0047	-10.50	-13.25
4/4	\$2.9313	\$0.0195	\$2.8642	\$0.0344	\$2.8011	\$0.0289	-6.75	-12.95
4/3	\$2.9118	\$0.0450	\$2.8298	\$0.0376	\$2.7722	\$0.0456	-7.95	-13.80
4/2	\$2.8668	-\$0.0029	\$2.7922	\$0.0175	\$2.7266	\$0.0065	-7.75	-14.30
4/1	\$2.8697	-\$0.0413	\$2.7747	\$0.0852	\$2.7201	-\$0.0518	-9.25	-14.70
3/31	\$2.9110	-\$0.0265	\$2.6895	\$0.0335	\$2.7719	\$0.0010	-22.80	-14.55

RBOB Technicals		
Indicator	Direction	Resistance
MACD	Topping	3.0538 2014 High
Stochastics	Topping	2.9461 Prior High
RSI	Neutral	2.9088 14 Day MA
ADX	Bearish	2.8402 50 Day MA
Momentum	Bearish	Support
Bias:	Neutral	

Gasoline History



Gasoline Futures Fwd Curve

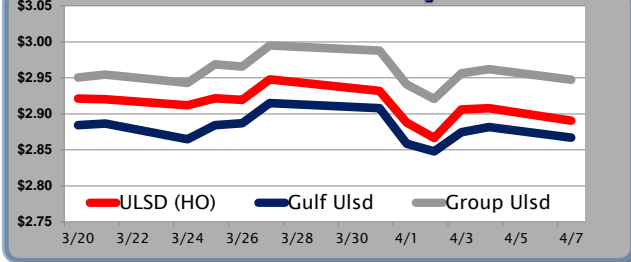


Diesel

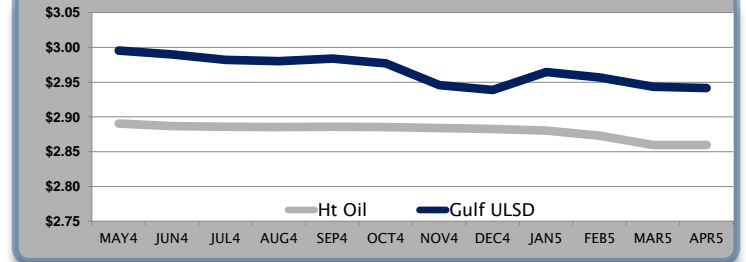
	ULSD (HO)	Change	Gulf Ulstd	Change	Group Ulstd	Change	Gulf Basis	Group Basis
4/8	\$2.9053	\$0.0146	\$2.8817		\$2.9621		5.65	5.65
4/7	\$2.8907	-\$0.0172	\$2.8671	-\$0.0143	\$2.9475	-\$0.0145	-2.40	5.65
4/4	\$2.9079	\$0.0017	\$2.8814	\$0.0071	\$2.9620	\$0.0059	-2.50	5.65
4/3	\$2.9062	\$0.0396	\$2.8743	\$0.0265	\$2.9561	\$0.0355	-2.60	5.45
4/2	\$2.8666	-\$0.0212	\$2.8478	-\$0.0106	\$2.9206	-\$0.0203	-2.10	5.30
4/1	\$2.8878	-\$0.0442	\$2.8584	-\$0.0496	\$2.9409	-\$0.0471	-2.45	5.70
3/31	\$2.9320	-\$0.0259	\$2.9080	-\$0.0162	\$2.9880	-\$0.0134	-2.30	5.80

HO Technicals		
Indicator	Direction	Resistance
MACD	Bullish	3.0095 100 / 200 Day MA
Stochastics	Bullish	2.9140 14 Day MA
RSI	Neutral	2.8492 March Low
ADX	Bullish	2.8285 Nov Low
Momentum	Neutral	Support
Bias:	Neutral	

Diesel History



Diesel Futures Fwd Curve



Crude

	WTI	Change	Brent	Change	Vs WTI				Vs Brent				Group / WCS
4/8	\$101.30	\$0.86	\$106.36	\$0.54	Gulf Gas	Gulf Diesel	3/2/1	5/3/2	Gulf Gas	Gulf Diesel	3/2/1	5/3/2	3/2/1
4/7	\$100.44	-\$0.70	\$105.82	-\$0.90	\$18.17	\$19.98	\$18.77	\$18.89	\$12.79	\$14.60	\$13.39	\$13.51	38.88
4/4	\$101.14	\$0.85	\$106.72	\$0.57	\$19.16	\$19.88	\$19.40	\$19.45	\$13.58	\$14.30	\$13.82	\$13.87	39.24
4/3	\$100.29	\$0.67	\$106.15	\$1.36	\$18.56	\$20.43	\$19.18	\$19.31	\$12.70	\$14.57	\$13.32	\$13.45	38.59
4/2	\$99.62	-\$0.12	\$104.79	-\$0.83	\$17.65	\$19.99	\$18.43	\$18.59	\$12.48	\$14.82	\$13.26	\$13.42	37.60

Refinery Margins

Economic Indicators

Commodity Futures

	Settle	Change		Settle	Change
S&P 500	1,845	-20.05	Ethanol	2.301	-0.046
DJIA	16,246	-166.84	NatGas	4.493	0.02
Nasdaq	4,080	-47.97	Gold	1,312	13.90
EUR/USD	1.3789	0.0049	Silver	20	0.26
USD Index	79.85	-0.39	Copper	3.06	0.00
US 10 Year Yld	2.72%	0.02	FCOJ	154.05	0.10
Spanish 10 Year Yld	3.20%	0.02	Corn	497.00	-2.25
S&P Volatility Index (VIX)	15.57	1.61	Soy	1,466	1.50
Baltic Dry Freight Index	1,186	-19.00	Wheat	673.25	-3.00
Euro STX Stock Index	3,093	-29.00	Ethanol RINs	0.505	0.025
Nikkei 225 Index	14,607	-201.97	Butane	1.25	0.000
German DAX Index	9,438	-72.46	Propane	1.08	0.000

Gulf Coast ULSD Fwd Price Indication

Indicative forward prices for ULSD at Gulf Coast area terminals. Prices are estimates only.

Del. Month	Price	Differential	3 Mo. Avg	6 Mo. Avg
MAY4	\$2.9952	\$0.1045		
JUN4	\$2.9897	\$0.1029		
JUL4	\$2.9823	\$0.0965	\$2.9891	
AUG4	\$2.9803	\$0.0950		
SEP4	\$2.9839	\$0.0980		
OCT4	\$2.9768	\$0.0915	\$2.9803	\$2.9847
NOV4	\$2.9457	\$0.0615		
DEC4	\$2.9390	\$0.0565		
JAN5	\$2.9645	\$0.0840	\$2.9497	
FEB5	\$2.9569	\$0.0840		
MAR5	\$2.9436	\$0.0840		
APR5	\$2.9416	\$0.0990	\$2.9474	\$2.9486
12 Month Avg	\$2.9666	\$0.0881		

*SOURCES: Nymex, CBOT, NYSE, ICE, NASDAQ, CME Group, CBOE, Reuters. Prices delayed.

Disclaimer: The information contained herein is derived from multiple sources believed to be reliable. However, this information is not guaranteed as to its accuracy or completeness. No responsibility is assumed for use of this material and no express or implied warranties or guarantees are made. This material and any view or comment expressed herein are provided for informational purposes only and should not be construed in any way as an inducement or recommendation to buy or sell products, commodity futures or options contracts.