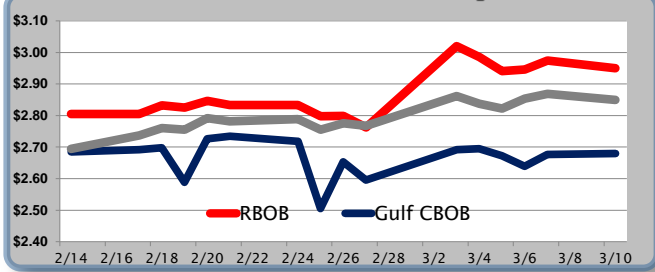


Gasoline

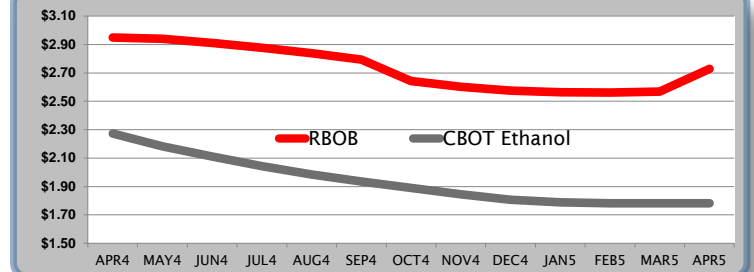
	RBOB	Change	Gulf CBOB	Change	Group Sub NL	Change	Gulf Basis	Group Basis
3/11	\$2.9530	\$0.0036	\$2.6830		\$2.8529		-27.25	-10.25
3/10	\$2.9494	-\$0.0244	\$2.6794	\$0.0030	\$2.8493	-\$0.0195	-29.55	-10.20
3/7	\$2.9738	\$0.0283	\$2.6764	\$0.0375	\$2.8688	\$0.0150	-30.95	-9.55
3/6	\$2.9455	\$0.0052	\$2.6389	-\$0.0334	\$2.8538	\$0.0316	-26.80	-11.80
3/5	\$2.9403	-\$0.0450	\$2.6723	-\$0.0225	\$2.8222	-\$0.0150	-28.45	-14.20
3/4	\$2.9853	-\$0.0350	\$2.6948	\$0.0028	\$2.8372	-\$0.0247	-32.30	-15.30
3/3	\$3.0203	\$0.2305	\$2.6920	\$0.0413	\$2.8619	\$0.0613		

RBOB Technicals		Resistance	
Indicator	Direction		
MACD	Bullish	3.1095	Aug 2013 High
Stochastics	Topping	3.0538	2014 High
RSI	Topping	2.8878	14 Day MA
ADX	Bullish	2.7764	200 Day MA
Momentum	Topping		
Bias:	Neutral		

Gasoline History



Gasoline Futures Fwd Curve

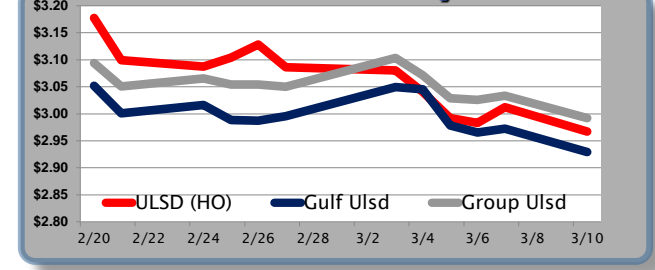


Diesel

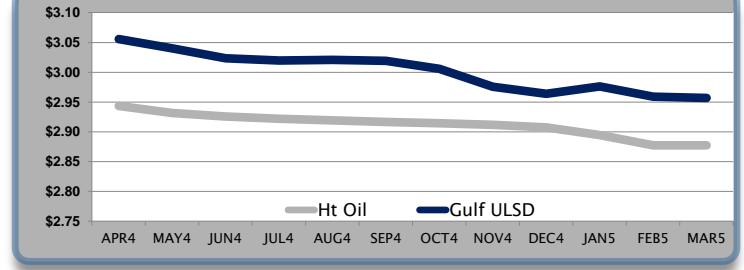
	ULSD (HO)	Change	Gulf Ulstd	Change	Group Ulstd	Change	Gulf Basis	Group Basis
3/11	\$2.9638	-\$0.0036	\$2.9257		\$2.9886		-3.65	2.65
3/10	\$2.9674	-\$0.0447	\$2.9293	-\$0.0432	\$2.9922	-\$0.0414	-3.55	2.65
3/7	\$3.0121	\$0.0291	\$2.9725	\$0.0074	\$3.0336	\$0.0077	-2.35	3.60
3/6	\$2.9830	-\$0.0092	\$2.9651	-\$0.0134	\$3.0259	-\$0.0029	-1.35	3.80
3/5	\$2.9922	-\$0.0485	\$2.9785	-\$0.0671	\$3.0288	-\$0.0428	1.05	3.55
3/4	\$3.0407	-\$0.0398	\$3.0456	-\$0.0041	\$3.0716	-\$0.0316	-2.05	3.40
3/3	\$3.0805	-\$0.0088	\$3.0497	-\$0.0111	\$3.1032	\$0.0447		

HO Technicals		Resistance	
Indicator	Direction		
MACD	Bearish	3.1848	Feb High
Stochastics	Bearish	3.0122	100 Day MA
RSI	Bearish	2.9637	March Low
ADX	Neutral	2.9055	Jan Low
Momentum	Bearish		
Bias:	Bearish		

Diesel History



Diesel Futures Fwd Curve



Crude

	WTI	Change	Brent	Change	Vs WTI				Vs Brent				Group / WCS
3/11	\$100.98	-\$0.14	\$108.35	\$0.27	Gulf Gas	Gulf Diesel	3/2/1	5/3/2	Gulf Gas	Gulf Diesel	3/2/1	5/3/2	3/2/1
3/10	\$101.12	-\$1.46	\$108.08	-\$0.92	\$11.41	\$21.91	\$14.91	\$15.61	\$4.45	\$14.95	\$7.95	\$8.65	43.19
3/7	\$102.58	\$1.02	\$109.00	\$0.90	\$9.83	\$22.27	\$13.97	\$14.80	\$3.41	\$15.85	\$7.55	\$8.38	43.29
3/6	\$101.56	\$0.11	\$108.10	\$0.34	\$9.27	\$22.97	\$13.84	\$14.75	\$2.73	\$16.43	\$7.30	\$8.21	44.43
3/5	\$101.45	-\$1.88	\$107.76	-\$1.54	\$10.79	\$23.65	\$15.07	\$15.93	\$4.48	\$17.34	\$8.76	\$9.62	43.24

Refinery Margins

Economic Indicators

Commodity Futures

	Settle	Change		Settle	Change
S&P 500	1,877	-0.87	Ethanol	2.274	-0.039
DJIA	16,419	-34.04	NatGas	4.626	-0.03
Nasdaq	4,334	-1.77	Gold	1,350	8.90
EUR/USD	1.3858	-0.0018	Silver	21	0.38
USD Index	79.84	0.07	Copper	3.12	0.01
US 10 Year Yld	2.78%	0.00	FCOJ	156.50	1.50
Spanish 10 Year Yld	3.34%	-0.01	Corn	471.75	-0.25
S&P Volatility Index (VIX)	14.20	0.09	Soy	1,419	-0.25
Baltic Dry Freight Index	1,562	19.00	Wheat	651.00	6.00
Euro STX Stock Index	3,092	1.00	Ethanol RINs	0.540	-0.010
Nikkei 225 Index	15,224	103.97	Butane	1.26	0.000
German DAX Index	9,294	28.81	Propane	1.08	0.000

Gulf Coast ULSD Fwd Price Indication

Indicative forward prices for ULSD at Gulf Coast area terminals. Prices are estimates only.

Del. Month	Price	Differential	3 Mo. Avg	6 Mo. Avg
APR4	\$3.0556	\$0.1120		
MAY4	\$3.0403	\$0.1084		
JUN4	\$3.0236	\$0.0980	\$3.0398	
JUL4	\$3.0196	\$0.0975		
AUG4	\$3.0210	\$0.1015		
SEP4	\$3.0193	\$0.1025	\$3.0200	\$3.0299
OCT4	\$3.0059	\$0.0915		
NOV4	\$2.9756	\$0.0640		
DEC4	\$2.9639	\$0.0565	\$2.9818	
JAN5	\$2.9762	\$0.0815		
FEB5	\$2.9589	\$0.0815		
MAR5	\$2.9569	\$0.0815	\$2.9640	\$2.9729
12 Month Avg	\$3.0014	\$0.0897		

*SOURCES: Nymex, CBOT, NYSE, ICE, NASDAQ, CME Group, CBOE, Reuters. Prices delayed.

Disclaimer: The information contained herein is derived from multiple sources believed to be reliable. However, this information is not guaranteed as to its accuracy or completeness. No responsibility is assumed for use of this material and no express or implied warranties or guarantees are made. This material and any view or comment expressed herein are provided for informational purposes only and should not be construed in any way as an inducement or recommendation to buy or sell products, commodity futures or options contracts.