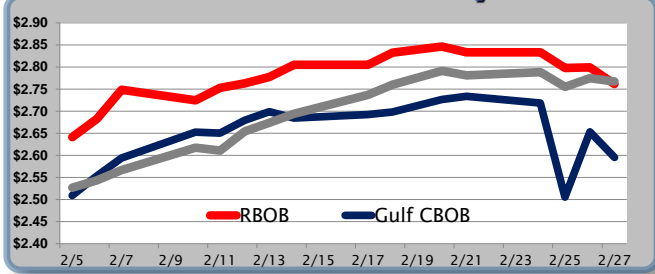


Gasoline

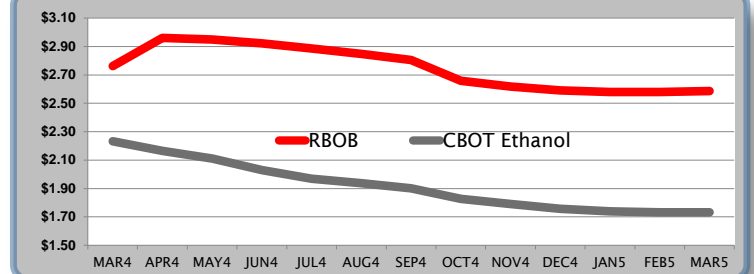
	RBOB	Change	Gulf CBOB	Change	Group Sub NL	Change	Gulf Basis	Group Basis
2/28	\$2.7470	-\$0.0148	\$2.5806		\$2.7527		(cents per gallon)	0.75
2/27	\$2.7618	-\$0.0374	\$2.5954	-\$0.0580	\$2.7675	-\$0.0075	-16.47	-2.70
2/26	\$2.7992	\$0.0011	\$2.6534	\$0.1481	\$2.7750	\$0.0198	-14.97	-4.30
2/25	\$2.7981	-\$0.0355	\$2.5053	-\$0.2133	\$2.7552	-\$0.0333	-29.20	-4.80
2/24	\$2.8336	\$0.0003	\$2.7186	-\$0.0154	\$2.7885	\$0.0071	-11.80	-4.95
2/21	\$2.8333	-\$0.0133	\$2.7340	\$0.0076	\$2.7814	-\$0.0099	-9.70	-5.80
2/20	\$2.8466	\$0.0219	\$2.7264	\$0.1384	\$2.7913	\$0.0359	-12.30	

RBOB Technicals		Resistance
Indicator	Direction	
MACD	Topping	3.1095 Aug 2013 High
Stochastics	Bearish	2.8628 2014 High
RSI	Neutral	2.7123 50 Day MA
ADX	Neutral	2.5969 Feb Low
Momentum	Topping	Support
Bias:	Neutral	

Gasoline History



Gasoline Futures Fwd Curve

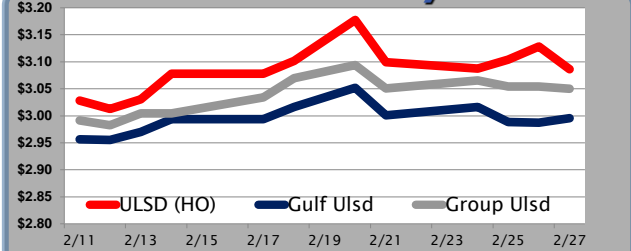


Diesel

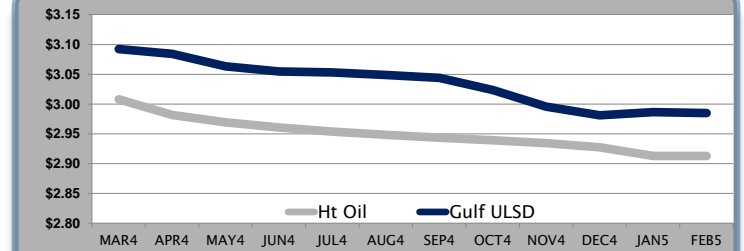
	ULSD (HO)	Change	Gulf Ulsd	Change	Group Ulsd	Change	Gulf Basis	Group Basis
2/28	\$3.0713	-\$0.0152	\$2.9803		\$3.0348		(cents per gallon)	-3.54
2/27	\$3.0865	-\$0.0416	\$2.9955	\$0.0079	\$3.0500	-\$0.0044	-8.99	-7.70
2/26	\$3.1281	\$0.0238	\$2.9876	-\$0.0008	\$3.0544	\$0.0003	-14.48	-5.85
2/25	\$3.1043	\$0.0171	\$2.9884	-\$0.0282	\$3.0541	-\$0.0115	-12.32	-2.95
2/24	\$3.0872	-\$0.0120	\$3.0166	\$0.0156	\$3.0656	\$0.0151	-7.95	-5.05
2/21	\$3.0992	-\$0.0785	\$3.0010	-\$0.0506	\$3.0505	-\$0.0436	-9.90	-8.55
2/20	\$3.1777	\$0.0309	\$3.0516	\$0.0178	\$3.0941	-\$0.0053	-12.90	

HO Technicals		Resistance
Indicator	Direction	
MACD	Topping	3.37 2014 High
Stochastics	Bearish	3.1848 Feb High
RSI	Neutral	3.0031 200 Day MA
ADX	Neutral	2.9055 Jan Low
Momentum	Neutral	Support
Bias:	Neutral	

Diesel History



Diesel Futures Fwd Curve



Crude

	WTI	Change	Brent	Change	Gulf Gas	Vs WTI		Vs Brent		Group / WCS		
2/28	\$102.13	-\$0.27	\$108.59	-\$0.37		Gulf Diesel	3/2/1	5/3/2	Gulf Gas	Gulf Diesel	3/2/1	5/3/2
2/27	\$102.40	-\$0.19	\$108.96	-\$0.56	\$6.61	\$23.41	\$12.21	\$13.33	\$0.05	\$16.85	\$5.65	\$6.77
2/26	\$102.59	\$0.76	\$109.52	\$0.01	\$8.85	\$22.89	\$13.53	\$14.47	\$1.92	\$15.96	\$6.60	\$7.54
2/25	\$101.83	-\$0.99	\$109.51	-\$1.13	\$3.39	\$23.68	\$10.16	\$11.51	-\$4.29	\$16.00	\$2.48	\$3.83
2/24	\$102.82	\$0.62	\$110.64	\$0.79	\$11.36	\$23.88	\$15.53	\$16.37	\$3.54	\$16.06	\$7.71	\$8.55

Refinery Margins

Economic Indicators

Commodity Futures

	Settle	Change		Settle	Change
S&P 500	1,854	9.13	Ethanol	2.233	-0.004
DJIA	16,273	74.24	NatGas	4.579	0.07
Nasdaq	4,319	26.87	Gold	1,332	0.10
EUR/USD	1.3805	0.0097	Silver	21	0.02
USD Index	79.81	-0.47	Copper	3.24	0.00
US 10 Year Yld	2.67%	0.03	FCOJ	148.15	2.00
Spanish 10 Year Yld	3.53%	0.01	Corn	449.25	1.25
S&P Volatility Index (VIX)	14.04	-0.31	Soy	1,400	6.00
Baltic Dry Freight Index	1,250	28.00	Wheat	592.00	9.75
Euro STX Stock Index	3,125	-15.00	Ethanol RINs	0.495	-0.065
Nikkei 225 Index	14,841	-82.04	Butane	1.42	0.000
German DAX Index	9,600	11.57	Propane	1.45	0.000

Gulf Coast ULSD Fwd Price Indication

Indicative forward prices for ULSD at Gulf Coast area terminals. Prices are estimates only.

Del. Month	Price	Differential	3 Mo. Avg	6 Mo. Avg
MAR4	\$3.0922	\$0.0845		
APR4	\$3.0842	\$0.1024		
MAY4	\$3.0632	\$0.0940	\$3.0799	
JUN4	\$3.0548	\$0.0940		
JUL4	\$3.0532	\$0.0995		
AUG4	\$3.0489	\$0.1005	\$3.0523	\$3.0661
SEP4	\$3.0441	\$0.1005		
OCT4	\$3.0234	\$0.0840		
NOV4	\$2.9958	\$0.0615	\$3.0211	
DEC4	\$2.9812	\$0.0540		
JAN5	\$2.9867	\$0.0740		
FEB5	\$2.9847	\$0.0740	\$2.9842	\$3.0027
12 Month Avg	\$3.0344	\$0.0852		

*SOURCES: Nymex, CBOT, NYSE, ICE, NASDAQ, CME Group, CBOE, Reuters. Prices delayed.

Disclaimer: The information contained herein is derived from multiple sources believed to be reliable. However, this information is not guaranteed as to its accuracy or completeness. No responsibility is assumed for use of this material and no express or implied warranties or guarantees are made. This material and any view or comment expressed herein are provided for informational purposes only and should not be construed in any way as an inducement or recommendation to buy or sell products, commodity.