

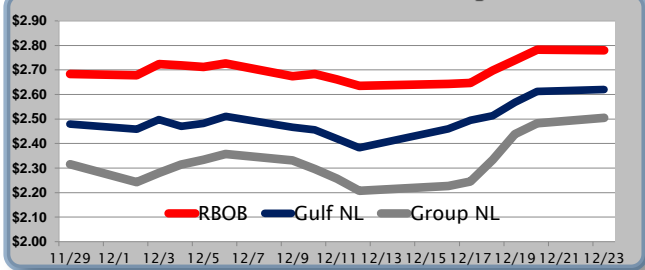
Gasoline

	RBOB	Change	Gulf NL	Change	Group NL	Change	Gulf Basis	Group Basis
							(cents per gallon)	
12/24	\$2.8020	\$0.0217	\$2.6422	\$0.0080	\$2.5271	\$0.0230	-15.50	-27.00
12/23	\$2.7803	-\$0.0028	\$2.6205	\$0.0046	\$2.5054	\$0.0446	-17.30	-30.20
12/20	\$2.7831	\$0.0430	\$2.6125	\$0.0541	\$2.4824	\$0.1041	-17.20	-30.30
12/19	\$2.7401	\$0.0428	\$2.5679	\$0.0183	\$2.4378	\$0.0883	-18.05	-36.05
12/18	\$2.6973	\$0.0501	\$2.5138	\$0.0359	\$2.3337	\$0.0184	-15.20	-40.20
12/17	\$2.6472	\$0.0035	\$2.4955	\$0.0491	\$2.2454	\$0.0091	-18.55	-41.80
12/16	\$2.6437	\$0.0144	\$2.4596		\$2.2270			


RBOB Technicals		
Indicator	Direction	Resistance
MACD	Bullish	3.0567
Stochastics	Overbought	2.8176
RSI	Neutral	2.6152
ADX	Bullish	2.4945
Momentum	Neutral	Support
Bias:	Neutral	

Chart Gap	200 Day MA	Dec Low	2013 Low
3.0567	2.8176	2.6152	2.4945

Gasoline History



Gasoline Futures Fwd Curve



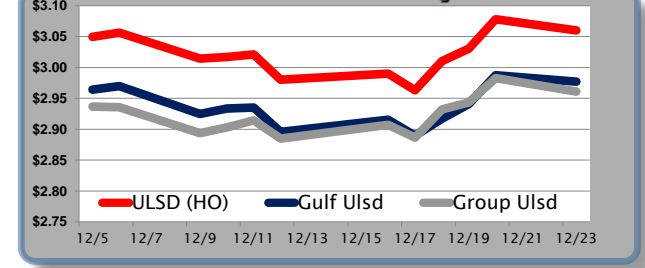
Diesel

	ULSD (HO)	Change	Gulf Ulstd	Change	Group Ulstd	Change	Gulf Basis	Group Basis
							(cents per gallon)	
12/24	\$3.0680	\$0.0079	\$2.9851	\$0.0104	\$2.9690	-\$0.0215	-8.29	-9.90
12/23	\$3.0601	-\$0.0180	\$2.9772	\$0.0465	\$2.9611	\$0.0390	-9.05	-9.45
12/20	\$3.0781	\$0.0475	\$2.9876	\$0.0240	\$2.9826	\$0.0115	-8.95	-8.80
12/19	\$3.0306	\$0.0205	\$2.9411	\$0.0277	\$2.9436	\$0.0457	-9.30	-7.70
12/18	\$3.0101	\$0.0472	\$2.9171	-\$0.0263	\$2.9321	-\$0.0208	-7.35	-7.75
12/17	\$2.9629	-\$0.0273	\$2.8894	\$0.0190	\$2.8864	\$0.0045	-7.45	-8.20
12/16	\$2.9902	\$0.0145	\$2.9157		\$2.9072			

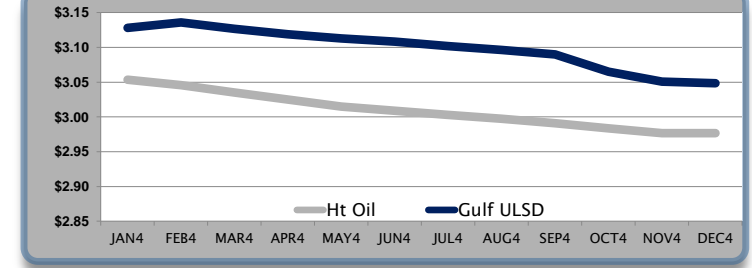
HO Technicals		
Indicator	Direction	Resistance
MACD	Topping	3.0869
Stochastics	Overbought	3.0814
RSI	Neutral	2.9689
ADX	Neutral	2.9582
Momentum	Bearish	Support
Bias:	Neutral	

Nov High	Dec High	200 Day MA	Dec Low
3.0869	3.0814	2.9689	2.9582

Diesel History



Diesel Futures Fwd Curve



Crude

	WTI	Change	Brent	Change	Gulf Gas	Vs WTI			Vs Brent				Group / WCS
						Gulf Diesel	3/2/1	5/3/2	Gulf Gas	Gulf Diesel	3/2/1	5/3/2	
12/24	\$99.10	\$0.19	\$111.79	\$0.23	\$11.15	\$26.13	\$16.14	\$17.14	-\$1.50	\$13.48	\$3.49	\$4.49	38.91
12/23	\$98.91	-\$0.41	\$111.56	-\$0.21	\$10.41	\$26.16	\$15.66	\$16.71	-\$2.04	\$13.71	\$3.21	\$4.26	38.25
12/20	\$99.32	\$0.55	\$111.77	\$1.48	\$9.08	\$24.76	\$14.31	\$15.35	-\$2.44	\$13.24	\$2.79	\$3.83	36.80
12/19	\$98.77	\$0.97	\$110.29	\$0.66	\$7.78	\$24.72	\$13.43	\$14.56	-\$4.05	\$12.89	\$1.60	\$2.73	34.56
12/18	\$97.80	\$0.58	\$109.63	\$1.19									

Refinery Margins

Economic Indicators

Commodity Futures

	Settle	Change		Settle	Change
S&P 500	1,828	9.67	Ethanol	1.917	0.005
DJIA	16,295	73.47	NatGas	4.446	-0.02
Nasdaq	4,149	44.16	Gold	1,201	2.10
EUR/USD	1.3677	-0.0018	Silver	19	-0.02
USD Index	80.52	0.07	Copper	3.38	0.03
US 10 Year Yld	2.96%	0.03	FCOJ	135.05	-2.15
Spanish 10 Year Yld	4.24%	0.03	Corn	432.50	-1.75
S&P Volatility Index (VIX)	13.04	-0.75	Soy	1,326	-2.50
Baltic Dry Freight Index	2,277	30.00	Wheat	606.75	-2.75
Euro STX Stock Index	3,072	25.00	Ethanol RINs	0.310	0.005

Gulf Coast ULSD Fwd Price Indication

Indicative forward prices for ULSD at Gulf Coast area terminals. Prices are estimates only.

Del. Month	Price	Differential	3 Mo. Avg	6 Mo. Avg
JAN4	\$3.1279	\$0.0745		
FEB4	\$3.1358	\$0.0899		
MAR4	\$3.1267	\$0.0915	\$3.1301	
APR4	\$3.1189	\$0.0940		
MAY4	\$3.1131	\$0.0980		
JUN4	\$3.1081	\$0.0990	\$3.1134	\$3.1218
JUL4	\$3.1020	\$0.0990		
AUG4	\$3.0963	\$0.0990		
SEP4	\$3.0899	\$0.0990	\$3.0961	
OCT4	\$3.0652	\$0.0815		
NOV4	\$3.0506	\$0.0740		
DEC4	\$3.0486	\$0.0665	\$3.0548	\$3.0754
12 Month Avg	\$3.0986	\$0.0888		

*SOURCES: Nymex, CBOT, NYSE, ICE, NASDAQ, CME Group, CBOE, Reuters. Prices delayed.

Disclaimer: The information contained herein is derived from multiple sources believed to be reliable. However, this information is not guaranteed as to its accuracy or completeness. No responsibility is assumed for use of this material and no express or implied warranties or guarantees are made. This material and any view or comment expressed herein are provided for informational purposes only and should not be construed in any way as an inducement or recommendation to buy or sell products, commodity futures or options contracts.