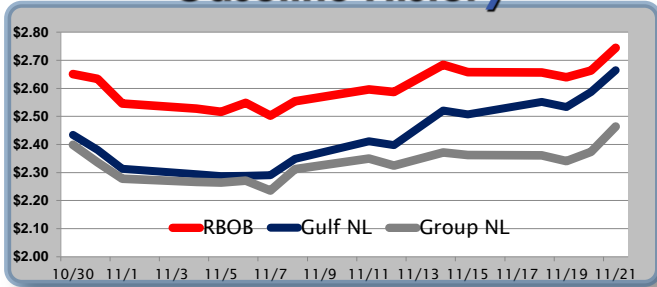


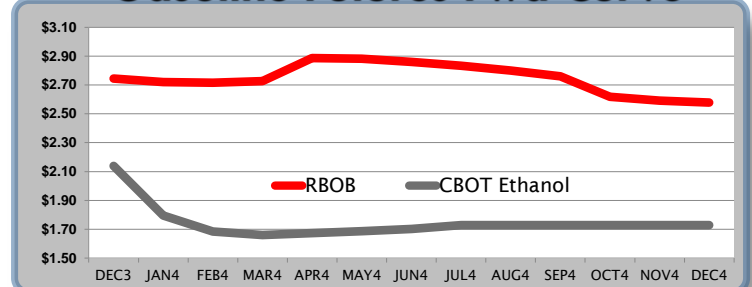
Gasoline

	RBOB	Change	Gulf NL	Change	Group NL	Change	Gulf Basis	Group Basis	RBOB Technicals		
							(cents per gallon)		Indicator	Direction	Resistance
11/22	\$2.7450	\$0.0012	\$2.6656		\$2.4655				MACD	Bullish	2.9001 Sep High
11/21	\$2.7438	\$0.0808	\$2.6644	\$0.0775	\$2.4643	\$0.0900	-7.25	-27.25	Stochastics	Topping	2.8007 100 Day MA
11/20	\$2.6630	\$0.0235	\$2.5869	\$0.0532	\$2.3743	\$0.0332	-7.05	-28.20	RSI	Bullish	2.6231 14 Day MA
11/19	\$2.6395	-\$0.0173	\$2.5337	-\$0.0178	\$2.3411	-\$0.0203	-10.70	-30.05	ADX	Bullish	2.4945 2013 Low
11/18	\$2.6568	-\$0.0009	\$2.5515	\$0.0440	\$2.3614	-\$0.0010	-10.30	-29.30	Momentum	Bullish	Support
11/15	\$2.6577	-\$0.0260	\$2.5075	-\$0.0136	\$2.3624	-\$0.0096	-14.95	-29.45	Bias:	Neutral	
11/14	\$2.6837	\$0.0557	\$2.5211	\$0.0573	\$2.3720	\$0.0213	-16.50	-31.40			

Gasoline History



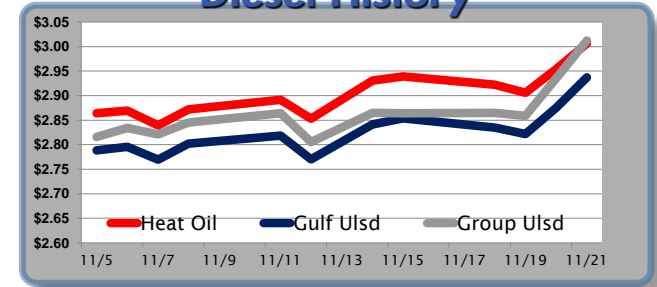
Gasoline Futures Fwd Curve



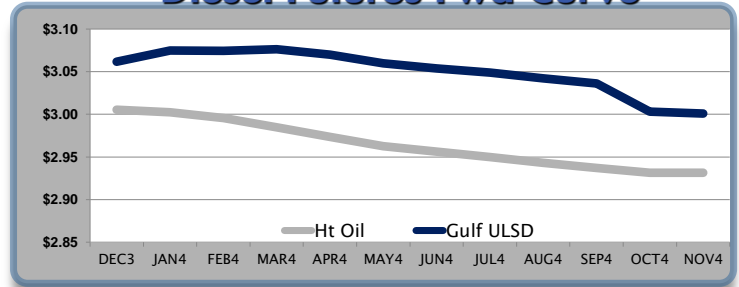
Diesel

	Heat Oil	Change	Gulf Ulstd	Change	Group Ulstd	Change	Gulf Basis	Group Basis	HO Technicals		
							(cents per gallon)		Indicator	Direction	Resistance
11/22	\$3.0279	\$0.0212	\$2.9584		\$3.0334				MACD	Bullish	3.1325 July High
11/21	\$3.0067	\$0.0522	\$2.9372	\$0.0622	\$3.0122	\$0.0772	-6.95	0.55	Stochastics	Topping	3.0806 Oct High
11/20	\$2.9545	\$0.0487	\$2.8750	\$0.0532	\$2.9350	\$0.0762	-7.95	-1.85	RSI	Bullish	2.9203 14 Day MA
11/19	\$2.9058	-\$0.0164	\$2.8218	-\$0.0129	\$2.8588	-\$0.0059	-8.40	-4.80	ADX	Bearish	2.8285 Nov Low
11/18	\$2.9222	-\$0.0167	\$2.8347	-\$0.0192	\$2.8647	\$0.0003	-8.75	-5.65	Momentum	Bullish	Support
11/15	\$2.9389	\$0.0083	\$2.8539	\$0.0128	\$2.8644	-\$0.0007	-8.50	-7.55	Bias:	Neutral	
11/14	\$2.9306	\$0.0329	\$2.8411	\$0.0244	\$2.8651	\$0.0234	-8.95	-6.45			

Diesel History



Diesel Futures Fwd Curve



Crude

	WTI	Change	Brent	Change	Vs WTI				Vs Brent				Group / WCS	
					Gulf Gas	Gulf Diesel	3/2/1	5/3/2	Gulf Gas	Gulf Diesel	3/2/1	5/3/2	3/2/1	
11/22	\$95.12	-\$0.32	\$110.67	\$0.59										
11/21	\$95.44	\$2.11	\$110.08	\$2.02	\$16.46	\$27.92	\$20.28	\$21.05	\$1.82	\$13.28	\$5.64	\$6.41	46.39	
11/20	\$93.33	-\$0.01	\$108.06	\$1.14	\$15.32	\$27.42	\$19.35	\$20.16	\$0.59	\$12.69	\$4.62	\$5.43	44.31	
11/19	\$93.34	\$0.31	\$106.92	-\$1.55	\$13.08	\$25.18	\$17.11	\$17.92	-\$0.50	\$11.60	\$3.53	\$4.34	42.15	
11/18	\$93.03	-\$0.81	\$108.47	-\$0.03	\$14.13	\$26.03	\$18.10	\$18.89	-\$1.31	\$10.59	\$2.66	\$3.45	49.51	

Refinery Margins

Economic Indicators

Commodity Futures

	Settle	Change		Settle	Change
S&P 500	1,796	14.48	Ethanol	2.140	0.107
DJIA	16,010	109.17	NatGas	3.752	0.05
Nasdaq	3,969	47.89	Gold	1,242	-1.30
EUR/USD	1.3519	0.0038	Silver	20	0.00
USD Index	80.84	-0.24	Copper	3.22	0.02
US 10 Year Yld	2.78%	-0.01	FCOJ	138.65	0.80
Spanish 10 Year Yld	4.12%	-0.02	Corn	423.50	0.50
S&P Volatility Index (VIX)	12.66	-0.74	Soy	1,303	11.50
Baltic Dry Freight Index	1,483	-16.00	Wheat	651.00	2.25
Euro STX Stock Index	3,054	10.00	Ethanol RINS	0.208	0.011

Gulf Coast ULSD Fwd Price Indication

Indicative forward prices for ULSD at Gulf Coast area terminals. Prices are estimates only.

Del. Month	Price	Differential	3 Mo. Avg	6 Mo. Avg
DEC3	\$3.0616	\$0.0560		
JAN4	\$3.0747	\$0.0724		
FEB4	\$3.0745	\$0.0790	\$3.0703	
MAR4	\$3.0764	\$0.0915		
APR4	\$3.0700	\$0.0965		
MAY4	\$3.0600	\$0.0975	\$3.0688	\$3.0695
JUN4	\$3.0537	\$0.0975		
JUL4	\$3.0489	\$0.0990		
AUG4	\$3.0421	\$0.0990	\$3.0482	
SEP4	\$3.0363	\$0.0990		
OCT4	\$3.0030	\$0.0715		
NOV4	\$3.0010	\$0.0715	\$3.0134	\$3.0308
12 Month Avg	\$3.0502	\$0.0859		

*SOURCES: Numex, CROT, NYSE, ICE, NASDAQ, CME, Group, CROE, Reuters. Prices delayed.
 Disclaimer: The information contained herein is derived from multiple sources believed to be reliable. However, this information is not guaranteed as to its accuracy or completeness. No responsibility is assumed for use of this material and no express or implied warranties or guarantees are made. This material and any view or comment expressed herein are provided for informational purposes only and should not be construed in any way as an inducement or recommendation to buy or sell products, commodity futures or options contracts.