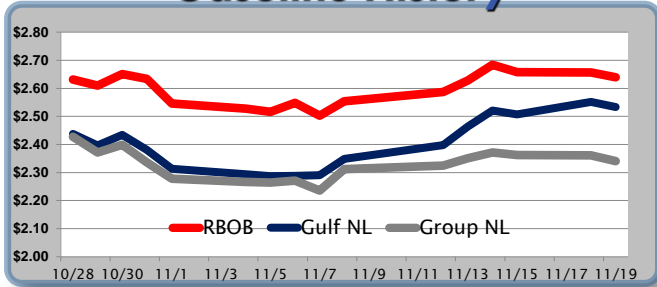


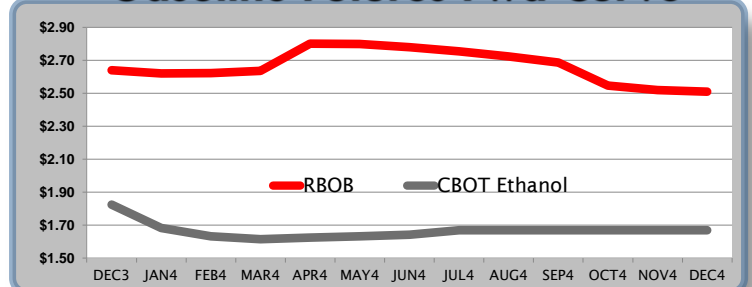
Gasoline

	RBOB	Change	Gulf NL	Change	Group NL	Change	Gulf Basis	Group Basis	RBOB Technicals		
							(cents per gallon)		Indicator	Direction	Resistance
11/20	\$2.6267	-\$0.0128	\$2.5209		\$2.3283				MACD	Bottoming	2.7240 Oct High
11/19	\$2.6395	-\$0.0173	\$2.5337	-\$0.0178	\$2.3411	-\$0.0203	-10.75	-30.00	Stochastics	Topping	2.7148 Nov High
11/18	\$2.6568	-\$0.0009	\$2.5515	\$0.0440	\$2.3614	-\$0.0010	-10.30	-29.20	RSI	Neutral	2.5906 14 Day MA
11/15	\$2.6577	-\$0.0260	\$2.5075	-\$0.0136	\$2.3624	-\$0.0096	-14.95	-29.55	ADX	Neutral	2.4945 2013 Low
11/14	\$2.6837	\$0.0557	\$2.5211	\$0.0573	\$2.3720	\$0.0213	-16.50	-31.40	Momentum	Neutral	Support
11/13	\$2.6280	\$0.0416	\$2.4638	\$0.0656	\$2.3507	\$0.0256	-16.40	-27.70	Bias:	Neutral	
11/12	\$2.5864	-\$0.0101	\$2.3982	-\$0.0131	\$2.3251	-\$0.0251	-19.05	-26.35			

Gasoline History



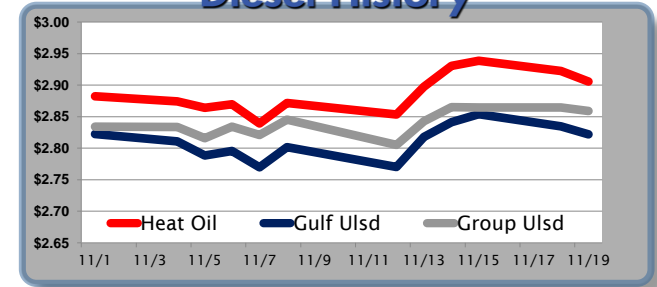
Gasoline Futures Fwd Curve



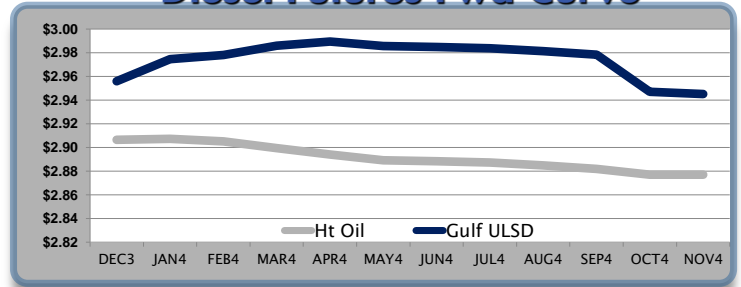
Diesel

	Heat Oil	Change	Gulf Usld	Change	Group Usld	Change	Gulf Basis	Group Basis	HO Technicals		
							(cents per gallon)		Indicator	Direction	Resistance
11/20	\$2.9145	\$0.0087	\$2.8305		\$2.8675				MACD	Bottoming	2.9745 200 Day MA
11/19	\$2.9058	-\$0.0164	\$2.8218	-\$0.0129	\$2.8588	-\$0.0059	-8.40	-4.70	Stochastics	Topping	2.9466 Nov High
11/18	\$2.9222	-\$0.0167	\$2.8347	-\$0.0192	\$2.8647	\$0.0003	-8.75	-5.65	RSI	Neutral	2.8896 14 Day MA
11/15	\$2.9389	\$0.0083	\$2.8539	\$0.0128	\$2.8644	-\$0.0007	-8.50	-7.55	ADX	Neutral	2.8285 Nov Low
11/14	\$2.9306	\$0.0329	\$2.8411	\$0.0234	\$2.8651	\$0.0224	-8.95	-6.45	Momentum	Bearish	Support
11/13	\$2.8977	\$0.0445	\$2.8177	\$0.0475	\$2.8427	\$0.0375	-8.00	-5.60	Bias:	Neutral	
11/12	\$2.8532	-\$0.0381	\$2.7702	-\$0.0481	\$2.8052	-\$0.0591	-8.30	-4.70			

Diesel History



Diesel Futures Fwd Curve



Crude

	WTI	Change	Brent	Change	Vs WTI				Vs Brent				Group / WCS	
					Gulf Gas	Gulf Diesel	3/2/1	5/3/2	Gulf Gas	Gulf Diesel	3/2/1	5/3/2	3/2/1	
11/20	\$93.60	\$0.26	\$106.87	-\$0.05										
11/19	\$93.34	\$0.31	\$106.92	-\$1.55	\$13.08	\$25.18	\$17.11	\$17.92	-\$0.50	\$11.60	\$3.53	\$4.34		42.15
11/18	\$93.03	-\$0.81	\$108.47	-\$0.03	\$14.13	\$26.03	\$18.10	\$18.89	-\$1.31	\$10.59	\$2.66	\$3.45		49.51
11/15	\$93.84	\$0.08	\$108.50	-\$0.04	\$11.48	\$26.02	\$16.32	\$17.29	-\$3.18	\$11.36	\$1.66	\$2.63		46.84
11/14	\$93.76	-\$0.12	\$108.54	\$1.42	\$12.13	\$25.57	\$16.61	\$17.50	-\$2.65	\$10.79	\$1.83	\$2.72		45.45

Refinery Margins

Economic Indicators

Commodity Futures

	Settle	Change		Settle	Change
S&P 500	1,788	-3.66	Ethanol	1.825	0.031
DJIA	15,967	-8.99	NatGas	3.621	0.07
Nasdaq	3,932	-17.51	Gold	1,269	-4.40
EUR/USD	1.3537	-0.0001	Silver	20	0.00
USD Index	80.72	0.02	Copper	3.17	0.00
US 10 Year Yld	2.73%	0.02	FCOJ	136.40	-1.60
Spanish 10 Year Yld	4.12%	0.02	Corn	416.00	-1.75
S&P Volatility Index (VIX)	13.39	0.29	Soy	1,276	-0.25
Baltic Dry Freight Index	1,527	32.00	Wheat	649.75	-0.50
Euro STX Stock Index	3,040	-8.00	Ethanol RINS	0.195	0.015

Gulf Coast ULSD Fwd Price Indication

Indicative forward prices for ULSD at Gulf Coast area terminals. Prices are estimates only.

Del. Month	Price	Differential	3 Mo. Avg	6 Mo. Avg
DEC3	\$2.9559	\$0.0495		
JAN4	\$2.9746	\$0.0674		
FEB4	\$2.9782	\$0.0730	\$2.9696	
MAR4	\$2.9859	\$0.0865		
APR4	\$2.9895	\$0.0955		
MAY4	\$2.9857	\$0.0965	\$2.9870	\$2.9783
JUN4	\$2.9850	\$0.0965		
JUL4	\$2.9838	\$0.0965		
AUG4	\$2.9813	\$0.0965	\$2.9834	
SEP4	\$2.9783	\$0.0965		
OCT4	\$2.9471	\$0.0700		
NOV4	\$2.9451	\$0.0700	\$2.9568	\$2.9701
12 Month Avg	\$2.9742	\$0.0829		

*SOURCES: Numex, CBOT, NYSE, ICE, NASDAQ, CME, Group, CROE, Reuters. Prices delayed.
 Disclaimer: The information contained herein is derived from multiple sources believed to be reliable. However, this information is not guaranteed as to its accuracy or completeness. No responsibility is assumed for use of this material and no express or implied warranties or guarantees are made. This material and any view or comment expressed herein are provided for informational purposes only and should not be construed in any way as an inducement or recommendation to buy or sell products, commodity futures or options contracts.