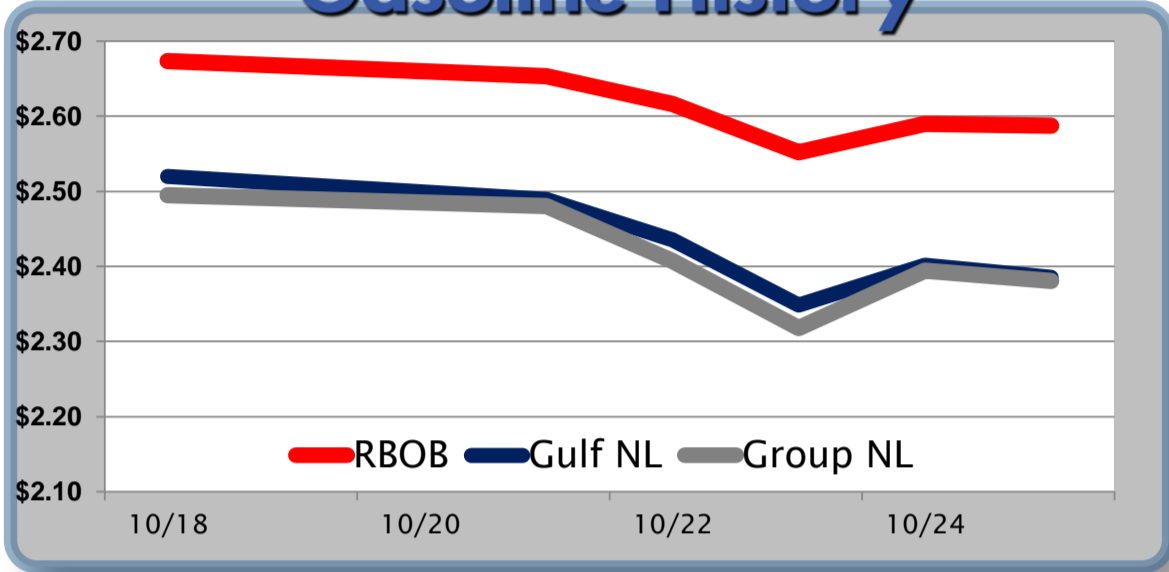


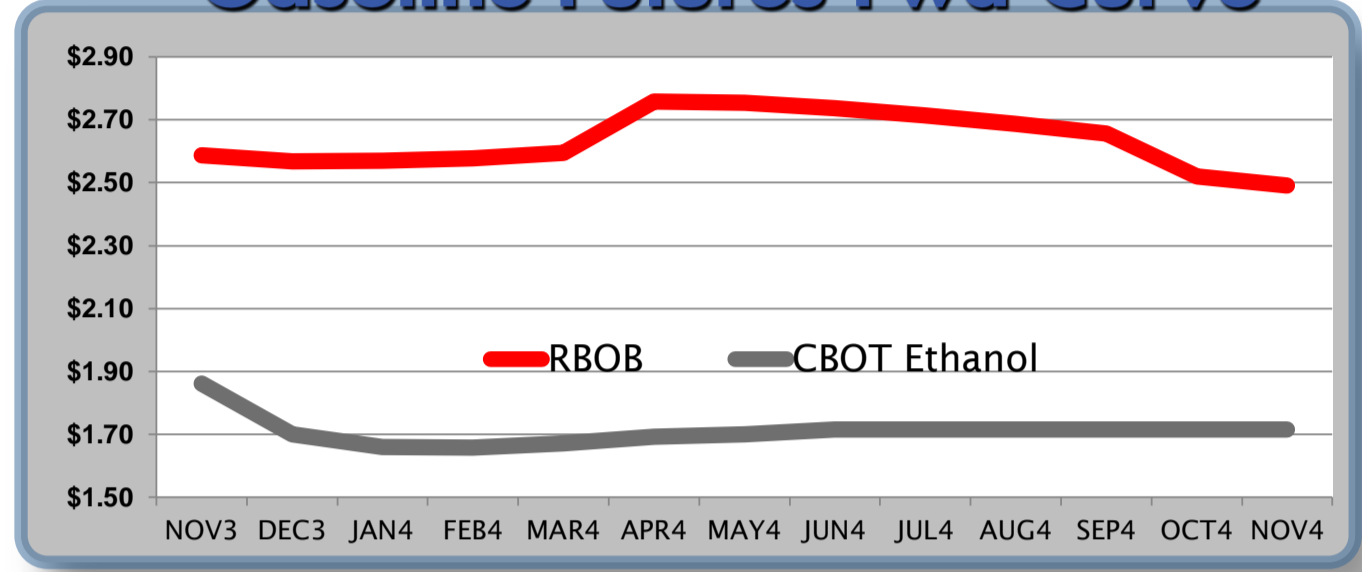
Gasoline

	RBOB	Change	Gulf NL	Change	Group NL	Change	Gulf Basis	Group Basis	RBOB Technicals		
							(cents per gallon)		Indicator	Direction	Resistance
10/28	\$2.6020	\$0.0149	\$2.4004		\$2.3953				MACD	Bearish	2.7458 50 Day MA
10/25	\$2.5871	-\$0.0025	\$2.3855	-\$0.0162	\$2.3804	-\$0.0137	-\$19.75	-\$20.25	Stochastics	Oversold	2.7240 Oct High
10/24	\$2.5896	\$0.0373	\$2.4017	\$0.0534	\$2.3941	\$0.0759	-\$18.30	-\$18.95	RSI	Neutral	2.5417 2013 Low
10/23	\$2.5523	-\$0.0644	\$2.3483	-\$0.0868	\$2.3182	-\$0.0893	-\$20.20	-\$23.30	ADX	Bearish	2.4440 2011 Low
10/22	\$2.6167	-\$0.0371	\$2.4351	-\$0.0542	\$2.4075	-\$0.0732	-\$18.55	-\$21.30	Momentum	Bearish	Support
10/21	\$2.6538	-\$0.0194	\$2.4893	-\$0.0310	\$2.4807	-\$0.0145	-\$16.75	-\$17.60	Bias:	Bearish	
10/18	\$2.6732	\$0.0253	\$2.5203	-\$0.0106	\$2.4952	-\$0.0077	-\$15.30	-\$17.80			

Gasoline History



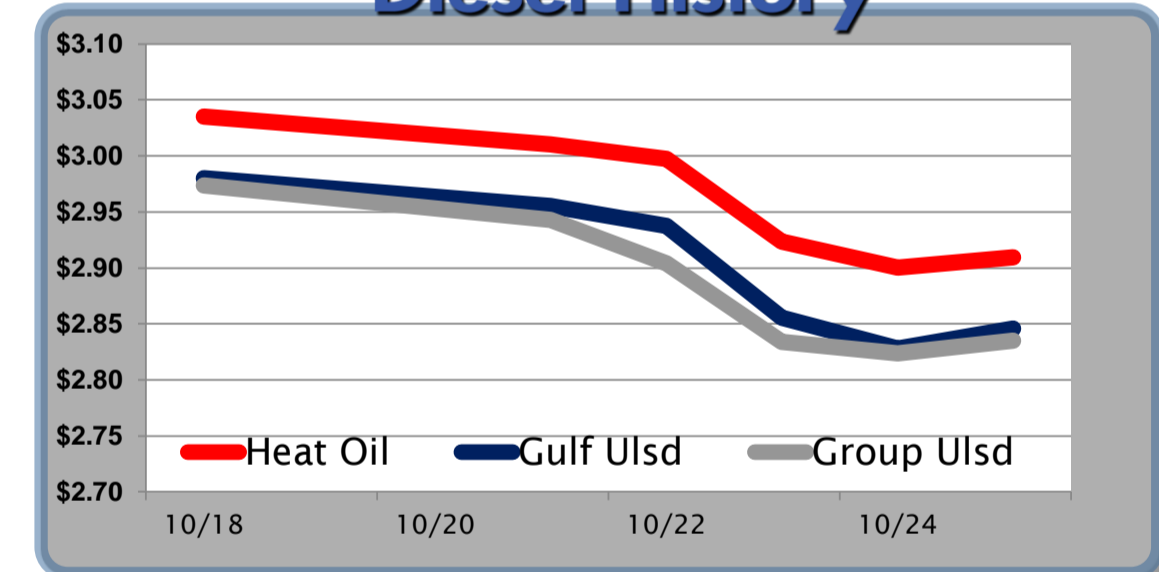
Gasoline Futures Fwd Curve



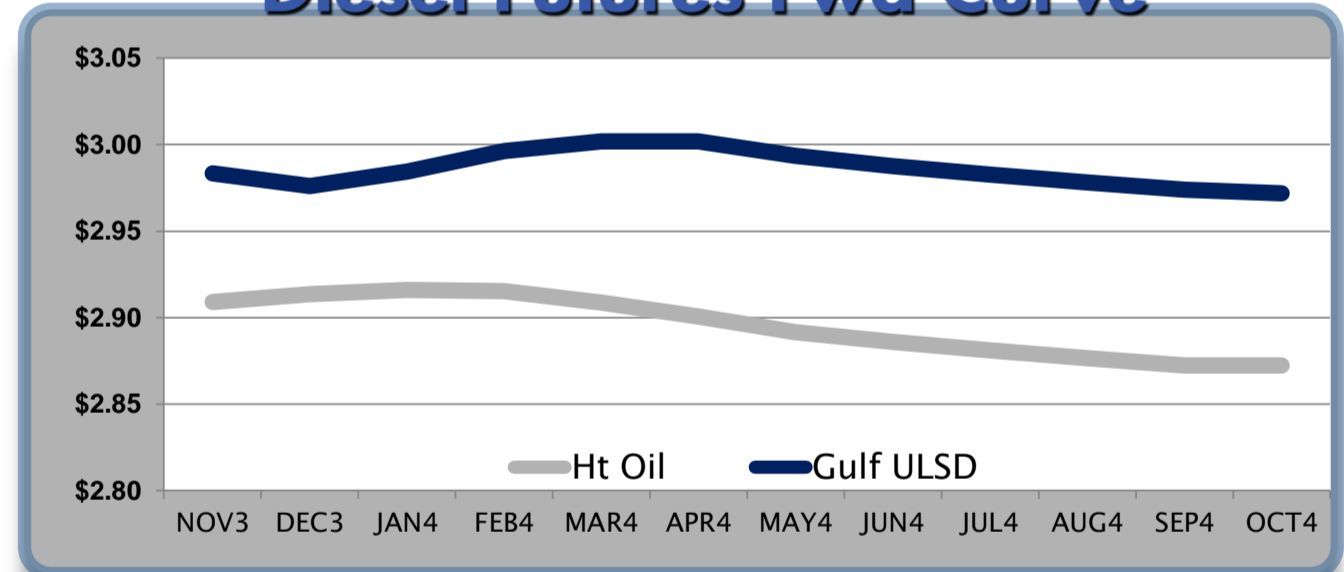
Diesel

	Heat Oil	Change	Gulf Ulstd	Change	Group Ulstd	Change	Gulf Basis	Group Basis	HO Technicals		
							(cents per gallon)		Indicator	Direction	Resistance
10/28	\$2.9234	\$0.0137	\$2.8596		\$2.8489				MACD	Bearish	3.2254 Aug. High
10/25	\$2.9097	\$0.0094	\$2.8459	\$0.0179	\$2.8352	\$0.0114	-\$6.38	-\$7.45	Stochastics	Oversold	3.0806 Oct. High
10/24	\$2.9003	-\$0.0230	\$2.8280	-\$0.0273	\$2.8238	-\$0.0100	-\$7.23	-\$7.55	RSI	Bearish	2.8925 Oct Low
10/23	\$2.9233	-\$0.0740	\$2.8553	-\$0.0820	\$2.8338	-\$0.0705	-\$6.80	-\$9.05	ADX	Bearish	2.7255 2013 Low
10/22	\$2.9973	-\$0.0133	\$2.9373	-\$0.0178	\$2.9043	-\$0.0388	-\$6.00	-\$9.20	Momentum	Bearish	Support
10/21	\$3.0106	-\$0.0248	\$2.9551	-\$0.0248	\$2.9431	-\$0.0308	-\$5.55	-\$6.85	Bias:	Bearish	
10/18	\$3.0354	\$0.0454	\$2.9799	\$0.0464	\$2.9739	\$0.0399	-\$5.55	-\$6.05			

Diesel History



Diesel Futures Fwd Curve



Crude

	WTI	Change	Brent	Change	Vs WTI				Vs Brent				Group / WCS
					Gulf Gas	Gulf Diesel	3/2/1	5/3/2	Gulf Gas	Gulf Diesel	3/2/1	5/3/2	3/2/1
10/28	\$97.61	-\$0.24	\$107.71	\$0.78	\$2.34	\$21.68	\$8.79	\$10.08	-\$6.74	\$12.60	-\$0.29	\$1.00	27.40
10/25	\$97.85	\$0.74	\$106.93	-\$0.06	\$3.76	\$21.67	\$9.73	\$10.92	-\$6.12	\$11.79	-\$0.15	\$1.04	27.78
10/24	\$97.11	\$0.25	\$106.99	-\$0.81	\$1.77	\$23.06	\$8.87	\$10.29	-\$9.17	\$12.12	-\$2.07	-\$0.65	28.09
10/23	\$96.86	-\$0.94	\$107.80	-\$2.17	\$4.47	\$25.57	\$11.51	\$12.91	-\$7.70	\$13.40	-\$0.66	\$0.74	33.26
10/22	\$97.80	-\$1.42	\$109.97	\$0.33									

Refinery Margins

Economic Indicators

Commodity Futures

	Settle	Change		Settle	Change
S&P 500	1,760	7.70	Ethanol	1.861	0.035
DJIA	15,570	61.07	NatGas	3.603	-0.10
Nasdaq	3,943	14.40	Gold	1,351	-1.00
EUR/USD	1.3791	-0.0013	Silver	23	-0.07
USD Index	79.31	0.12	Copper	3.27	0.00
US Treasury 10 Year Yld	2.52%	0.02	FCOJ	120.80	-0.75
Spanish 10 Year Yld	4.12%	0.02	Corn	438.25	-1.75
S&P Volatility Index (VIX)	13.09	-0.11	Soy	1,293	-7.25
Baltic Dry Freight Index	1,671	-37.00	Wheat	687.50	-3.25
Euro STX Stock Index	3,007	-19.00	Ethanol RINs	0.225	-0.030

Gulf Coast ULSD Fwd Price Indication

Indicative forward prices for ULSD at Gulf Coast area terminals. Prices are estimates only.

Del. Month	Price	Differential	3 Mo. Avg.	6 Mo. Avg
NOV3	\$2.9833	\$0.0744		
DEC3	\$2.9761	\$0.0626		
JAN4	\$2.9846	\$0.0686	\$2.9813	
FEB4	\$2.9965	\$0.0813		
MAR4	\$3.0019	\$0.0931		
APR4	\$3.0020	\$0.1014	\$3.0001	\$2.9907
MAY4	\$2.9936	\$0.1020		
JUN4	\$2.9877	\$0.1016		
JUL4	\$2.9827	\$0.1015	\$2.9880	
AUG4	\$2.9782	\$0.1016		
SEP4	\$2.9739	\$0.1014		
OCT4	\$2.9719	\$0.0842	\$2.9747	\$2.9813
12 Month Avg	\$2.9860	\$0.0895		

*SOURCES: Nymex, CBOT, NYSE, ICE, NASDAQ, CME Group, CBOE, Reuters. Prices delayed.

Disclaimer: The information contained herein is derived from multiple sources believed to be reliable. However, this information is not guaranteed as to its accuracy or completeness. No responsibility is assumed for use of this material and no express or implied warranties or guarantees are made. This material and any view or comment expressed herein are provided for informational purposes only and should not be construed in any way as an inducement or recommendation to buy or sell products, commodity futures or options contracts.