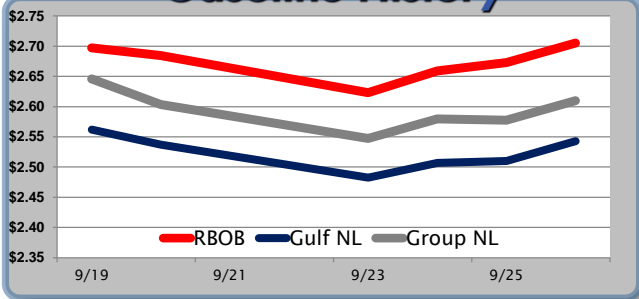


Gasoline

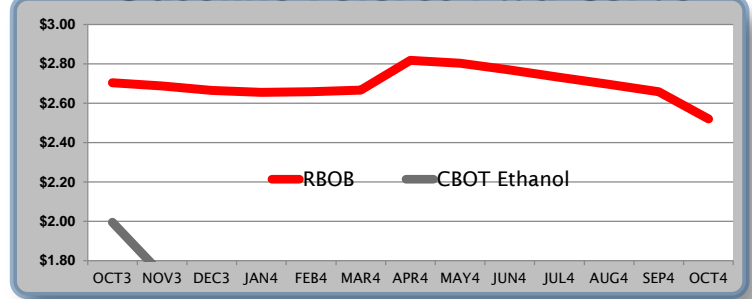
	RBOB	Change	Gulf NL	Change	Group NL	Change	Gulf Basis	Group Basis
							(cents per gallon)	
9/27	\$2.6920	-\$0.0130	\$2.5297		\$2.5970			
9/26	\$2.7050	\$0.0321	\$2.5427	\$0.0326	\$2.6100	\$0.0326	-\$15.26	-\$9.50
9/25	\$2.6729	\$0.0137	\$2.5101	\$0.0034	\$2.5774	-\$0.0023	-\$16.28	-\$9.45
9/24	\$2.6592	\$0.0362	\$2.5067	\$0.0242	\$2.5797	\$0.0322	-\$15.25	-\$8.05
9/23	\$2.6230	-\$0.0612	\$2.4825	-\$0.0547	\$2.5475	-\$0.0562	-\$14.05	-\$7.55
9/20	\$2.6842	-\$0.0130	\$2.5372	-\$0.0245	\$2.6037	-\$0.0420	-\$14.70	-\$8.05
9/19	\$2.6972	-\$0.0449	\$2.5617	-\$0.0434	\$2.6457	-\$0.0489	-\$13.55	-\$5.15

RBOB Technicals			Resistance	
Indicator	Direction			
MACD	Bearish	2.8807	100 Day MA	
Stochastics	Neutral	2.7024	14 Day MA	
RSI	Bottoming	2.6065	2013 Low	
ADX	Neutral	2.5376	2012 Low	
Momentum	Bearish		Support	
Bias:	Bearish			

Gasoline History



Gasoline Futures Fwd Curve

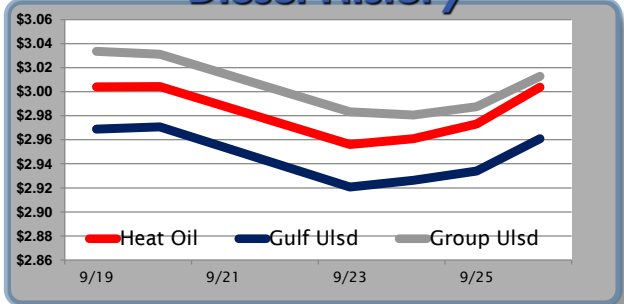


Diesel

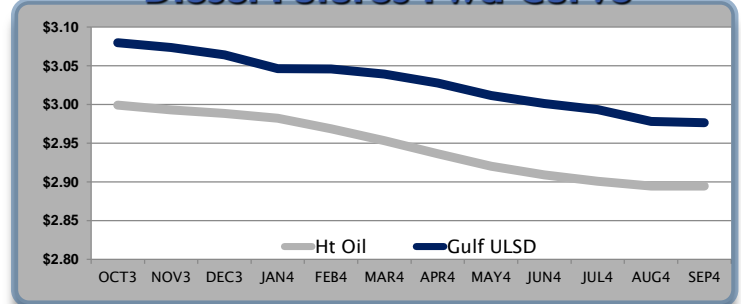
	Heat Oil	Change	Gulf Ulstd	Change	Group Ulstd	Change	Gulf Basis	Group Basis
							(cents per gallon)	
9/27	\$2.9940	-\$0.0097	\$2.9511		\$3.0030			
9/26	\$3.0037	\$0.0306	\$2.9608	\$0.0269	\$3.0127	\$0.0251	-\$4.29	\$0.90
9/25	\$2.9731	\$0.0121	\$2.9339	\$0.0075	\$2.9876	\$0.0071	-\$3.92	\$1.55
9/24	\$2.9610	\$0.0048	\$2.9264	\$0.0057	\$2.9805	-\$0.0027	-\$3.46	\$1.85
9/23	\$2.9562	-\$0.0480	\$2.9207	-\$0.0500	\$2.9832	-\$0.0480	-\$3.55	\$2.80
9/20	\$3.0042	\$0.0002	\$2.9707	\$0.0017	\$3.0312	-\$0.0023	-\$3.35	\$2.60
9/19	\$3.0040	-\$0.0365	\$2.9690	-\$0.0370	\$3.0335	-\$0.0370	-\$3.50	\$3.05

HO Technicals			Resistance	
Indicator	Direction			
MACD	Bearish	3.2367	2013 High	
Stochastics	Bottoming	3.0262	14 Day MA	
RSI	Oversold	2.9332	Sep Low	
ADX	Bearish	2.9193	Aug Low	
Momentum	Bearish		Support	
Bias:	Bearish			

Diesel History



Diesel Futures Fwd Curve



Crude

	WTI	Change	Brent	Change	Vs WTI				Vs Brent				Group / WCS
					Gulf Gas	Gulf Diesel	3/2/1	5/3/2	Gulf Gas	Gulf Diesel	3/2/1	5/3/2	3/2/1
9/27	\$102.95	-\$0.08	\$108.74	-\$0.47	\$3.76	\$21.32	\$9.62	\$10.79	-\$2.42	\$15.14	\$3.44	\$4.61	36.32
9/26	\$103.03	\$0.37	\$109.21	\$0.89	\$2.76	\$20.56	\$8.70	\$9.88	-\$2.90	\$14.90	\$3.04	\$4.22	35.20
9/25	\$102.66	-\$0.47	\$108.32	-\$0.32	\$2.15	\$19.78	\$8.03	\$9.20	-\$3.36	\$14.27	\$2.52	\$3.69	37.47
9/24	\$103.13	-\$0.46	\$108.64	\$0.48	\$0.67	\$19.08	\$6.81	\$8.04	-\$3.90	\$14.51	\$2.24	\$3.47	38.28
9/23	\$103.59	-\$1.08	\$108.16	-\$1.06									

Refinery Margins

Economic Indicators

Commodity Futures

	Settle	Change		Settle	Change
S&P 500	1,699	5.90	Ethanol	1.995	0.109
DJIA	15,328	55.04	NatGas	3.537	-0.03
Nasdaq	3,787	26.33	Gold	1,340	16.30
EUR/USD	1.3542	0.0054	Silver	22	0.10
USD Index	80.25	-0.27	Copper	3.32	0.01
US Treasury 10 Year Yld	2.62%	-0.02	FCOJ	127.75	-2.70
US Treasury 30 Year Yld	3.68%	-0.02	Corn	455.75	-1.00
S&P Volatility Index (VIX)	14.06	0.05	Soy	1,321	4.25
Baltic Dry Freight Index	2,113	-14.00	Wheat	677.25	-1.00

Gulf Coast ULSD Fwd Price Indication

Indicative forward prices for ULSD at Gulf Coast area terminals. Prices are estimates only.

Del. Month	Price	Differential	3 Mo. Avg.	6 Mo. Avg.
OCT3	\$3.0801	\$0.0808		
NOV3	\$3.0738	\$0.0808		
DEC3	\$3.0641	\$0.0756	\$3.0727	
JAN4	\$3.0466	\$0.0642		
FEB4	\$3.0460	\$0.0771		
MAR4	\$3.0393	\$0.0859	\$3.0440	\$3.0583
APR4	\$3.0280	\$0.0914		
MAY4	\$3.0115	\$0.0913		
JUN4	\$3.0013	\$0.0923	\$3.0136	
JUL4	\$2.9934	\$0.0925		
AUG4	\$2.9784	\$0.0835		
SEP4	\$2.9764	\$0.0835	\$2.9827	\$2.9982
12 Month Avg	\$3.0282	\$0.0832		

*SOURCES: Nymex, CBOT, NYSE, ICE, NASDAQ, CME Group, CBOE, Reuters. Prices delayed.

Disclaimer: The information contained herein is derived from multiple sources believed to be reliable. However, this information is not guaranteed as to its accuracy or completeness. No responsibility is assumed for use of this material and no express or implied warranties or guarantees are made. This material and any view or comment expressed herein are provided for informational purposes only and should not be construed in any way as an inducement or recommendation to buy or sell products, commodity futures or options contracts.