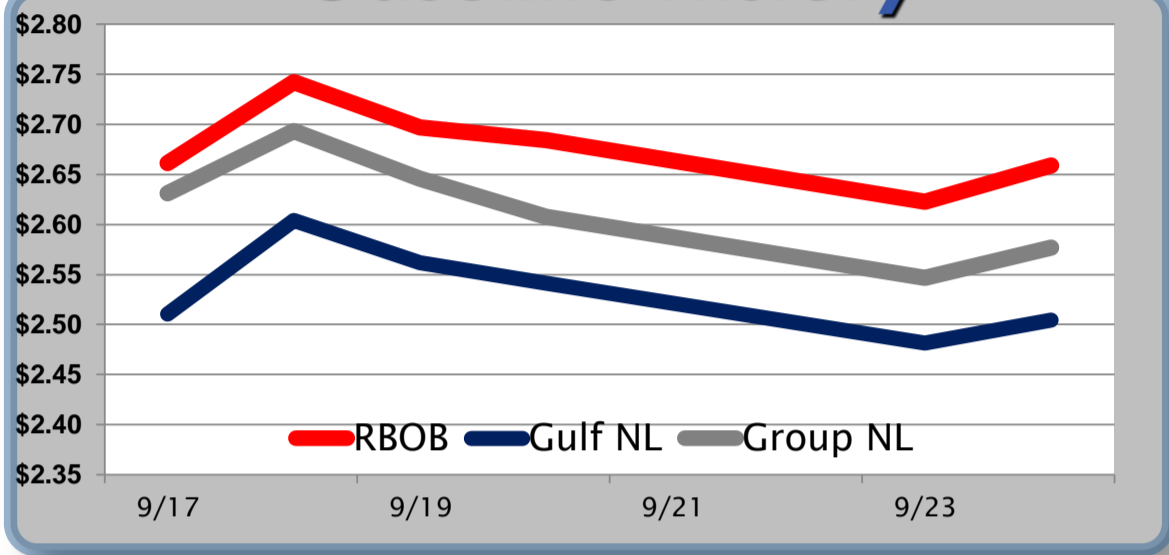


Gasoline

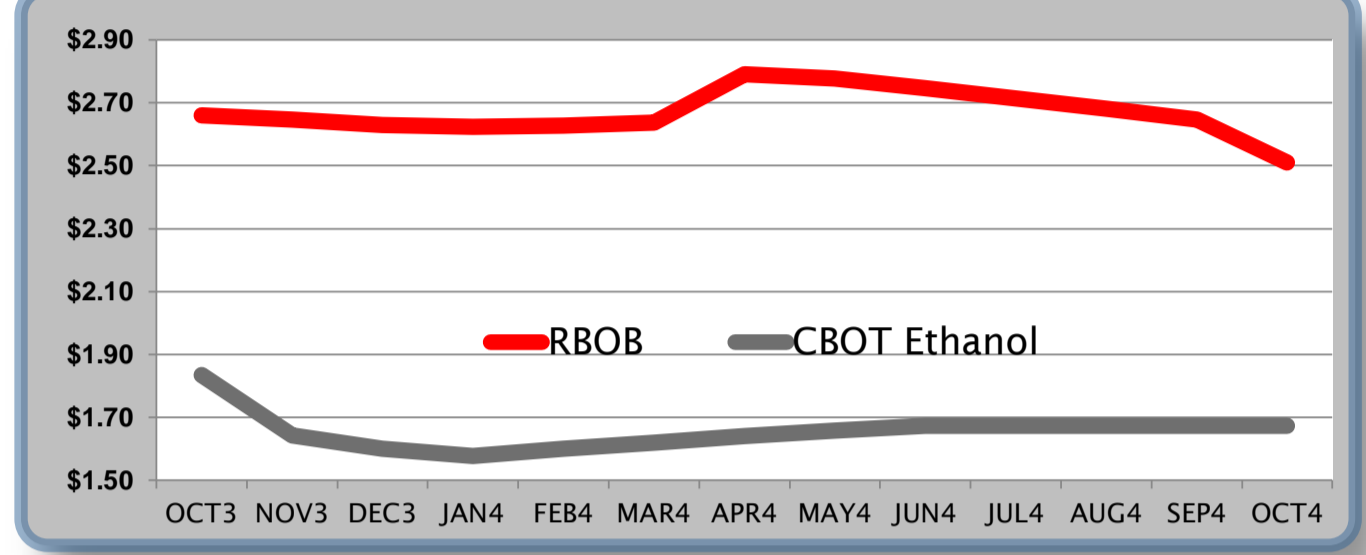
	RBOB	Change	Gulf NL	Change	Group NL	Change	Gulf Basis	Group Basis
							(cents per gallon)	
9/25	\$2.6873	\$0.0281	\$2.5323		\$2.6052			
9/24	\$2.6592	\$0.0362	\$2.5042	\$0.0225	\$2.5771	\$0.0305	-\$15.30	-\$8.00
9/23	\$2.6230	-\$0.0612	\$2.4817	-\$0.0593	\$2.5466	-\$0.0608	-\$14.05	-\$7.45
9/20	\$2.6842	-\$0.0130	\$2.5410	-\$0.0210	\$2.6074	-\$0.0385	-\$14.70	-\$8.15
9/19	\$2.6972	-\$0.0449	\$2.5620	-\$0.0418	\$2.6459	-\$0.0473	-\$13.55	-\$5.15
9/18	\$2.7421	\$0.0810	\$2.6038	\$0.0932	\$2.6932	\$0.0622	-\$13.65	-\$4.70
9/17	\$2.6611	-\$0.0555	\$2.5106	-\$0.0785	\$2.6310	-\$0.0956	-\$14.35	-\$2.30

RBOB Technicals		
Indicator	Direction	Resistance
MACD	Bearish	2.8959 200 Day MA
Stochastics	Neutral	2.7226 14 Day MA
RSI	Bearish	2.6065 2013 Low
ADX	Bearish	2.5376 2012 Low
Momentum	Bearish	Support
Bias:	Bearish	

Gasoline History



Gasoline Futures Fwd Curve

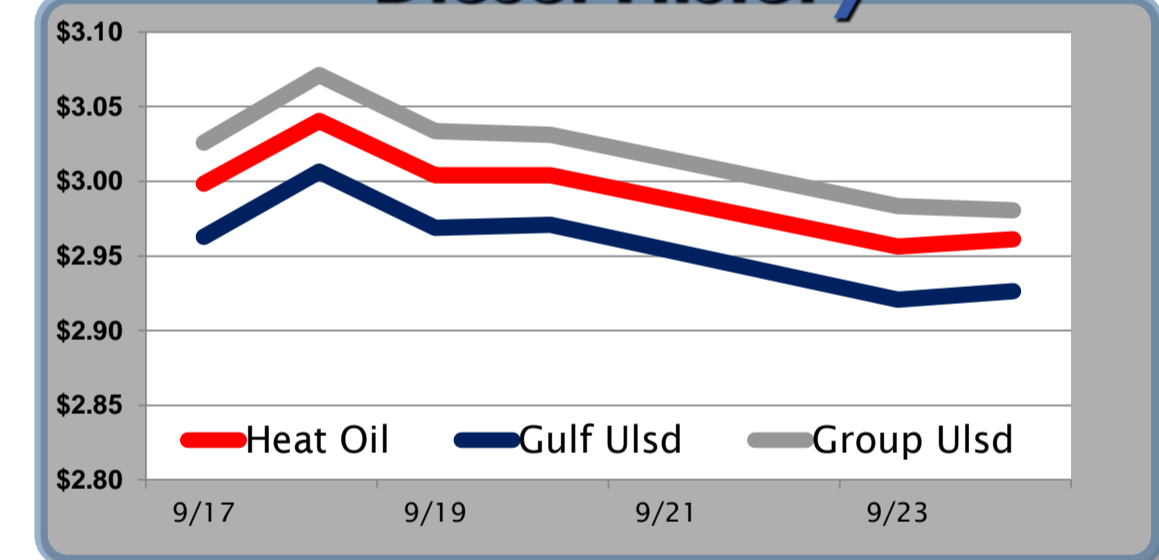


Diesel

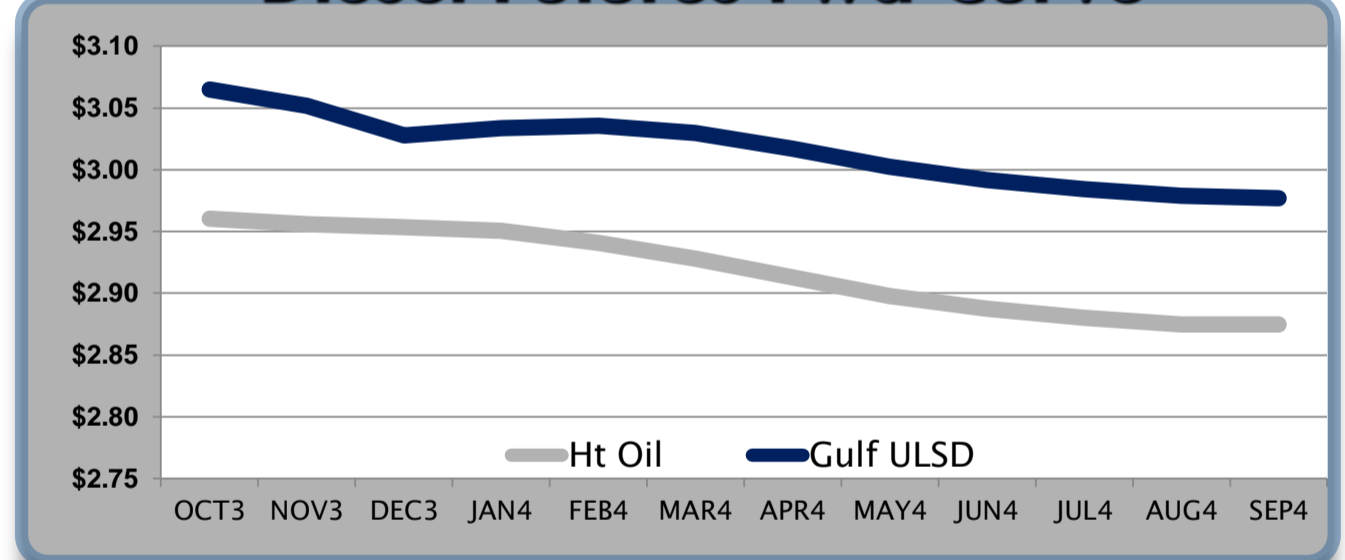
	Heat Oil	Change	Gulf Ulstd	Change	Group Ulstd	Change	Gulf Basis	Group Basis
							(cents per gallon)	
9/25	\$2.9862	\$0.0252	\$2.9516		\$3.0057			
9/24	\$2.9610	\$0.0048	\$2.9264	\$0.0057	\$2.9805	-\$0.0027	-\$3.46	\$1.95
9/23	\$2.9562	-\$0.0480	\$2.9207	-\$0.0500	\$2.9832	-\$0.0480	-\$3.55	\$2.80
9/20	\$3.0042	\$0.0002	\$2.9707	\$0.0017	\$3.0312	-\$0.0023	-\$3.35	\$2.60
9/19	\$3.0040	-\$0.0365	\$2.9690	-\$0.0375	\$3.0335	-\$0.0375	-\$3.50	\$3.05
9/18	\$3.0405	\$0.0422	\$3.0065	\$0.0437	\$3.0710	\$0.0452	-\$3.40	\$2.95
9/17	\$2.9983	-\$0.0654	\$2.9628	-\$0.0669	\$3.0258	-\$0.0694	-\$3.55	\$2.85

HO Technicals		
Indicator	Direction	Resistance
MACD	Bearish	3.2367 2013 High
Stochastics	Oversold	3.0483 14 Day MA
RSI	Neutral	2.9332 Sep Low
ADX	Neutral	2.9193 Aug Low
Momentum	Bearish	Support
Bias:	Neutral	

Diesel History



Diesel Futures Fwd Curve



Crude

	WTI	Change	Brent	Change	Vs WTI				Vs Brent				Group / WCS
					Gulf Gas	Gulf Diesel	3/2/1	5/3/2	Gulf Gas	Gulf Diesel	3/2/1	5/3/2	3/2/1
9/25	\$103.77	\$0.64	\$109.60	\$0.96	\$2.05	\$19.78	\$7.96	\$9.14	-\$3.46	\$14.27	\$2.45	\$3.63	34.95
9/24	\$103.13	-\$0.46	\$108.64	\$0.48	\$2.05	\$19.08	\$6.79	\$8.02	-\$3.93	\$14.51	\$2.22	\$3.45	34.28
9/23	\$103.59	-\$1.08	\$108.16	-\$1.06	\$2.05	\$20.10	\$8.07	\$9.27	-\$2.50	\$15.55	\$3.52	\$4.72	38.95
9/20	\$104.67	-\$1.72	\$109.22	\$0.46	\$1.21	\$18.31	\$6.91	\$8.05	-\$1.16	\$15.94	\$4.54	\$5.68	41.74
9/19	\$106.39	-\$1.68	\$108.76	-\$1.84									

Refinery Margins

Economic Indicators

Commodity Futures

	Settle	Change		Settle	Change
S&P 500	1,697	-4.42	Ethanol	1.835	-0.058
DJIA	15,335	-66.79	NatGas	3.513	0.02
Nasdaq	3,768	2.97	Gold	1,316	0.00
EUR/USD	1.3505	0.0033	Silver	22	0.01
USD Index	80.47	-0.09	Copper	3.28	0.01
US Treasury 10 Year Yld	2.66%	0.01	FCOJ	127.60	1.30
Spanish 10 Year Yld	4.30%	0.02	Corn	451.00	2.25
S&P Volatility Index (VIX)	14.08	-0.23	Soy	1,318	5.25
Baltic Dry Freight Index	2,021	74.00	Wheat	662.75	4.50

Gulf Coast ULSD Fwd Price Indication

Indicative forward prices for ULSD at Gulf Coast area terminals. Prices are estimates only.

Del. Month	Price	Differential	3 Mo. Avg.	6 Mo. Avg
OCT3	\$3.0650	\$0.1046		
NOV3	\$3.0517	\$0.0959		
DEC3	\$3.0277	\$0.0741	\$3.0481	
JAN4	\$3.0339	\$0.0834		
FEB4	\$3.0358	\$0.0950		
MAR4	\$3.0298	\$0.1016	\$3.0332	\$3.0407
APR4	\$3.0169	\$0.1038		
MAY4	\$3.0024	\$0.1046		
JUN4	\$2.9918	\$0.1041	\$3.0037	
JUL4	\$2.9841	\$0.1039		
AUG4	\$2.9789	\$0.1041		
SEP4	\$2.9769	\$0.1039	\$2.9800	\$2.9918
12 Month Avg	\$3.0162	\$0.0983		

*SOURCES: Nymex, CBOT, NYSE, ICE, NASDAQ, CME Group, CBOE, Reuters. Prices delayed.

Disclaimer: The information contained herein is derived from multiple sources believed to be reliable. However, this information is not guaranteed as to its accuracy or completeness. No responsibility is assumed for use of this material and no express or implied warranties or guarantees are made. This material and any view or comment expressed herein are provided for informational purposes only and should not be construed in any way as an inducement or recommendation to buy or sell products, commodity futures or options contracts.