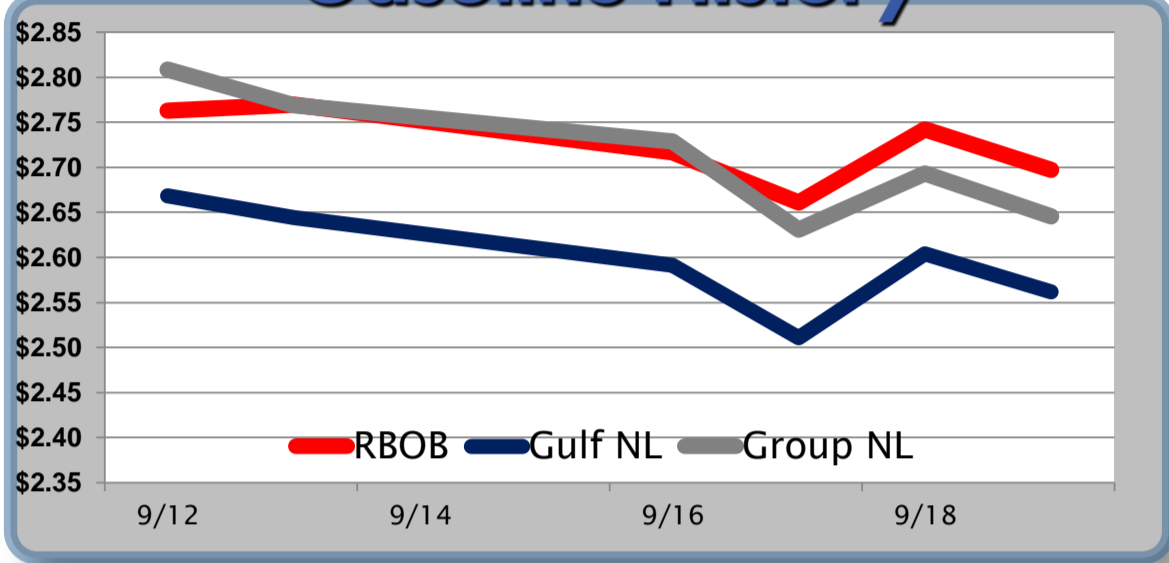


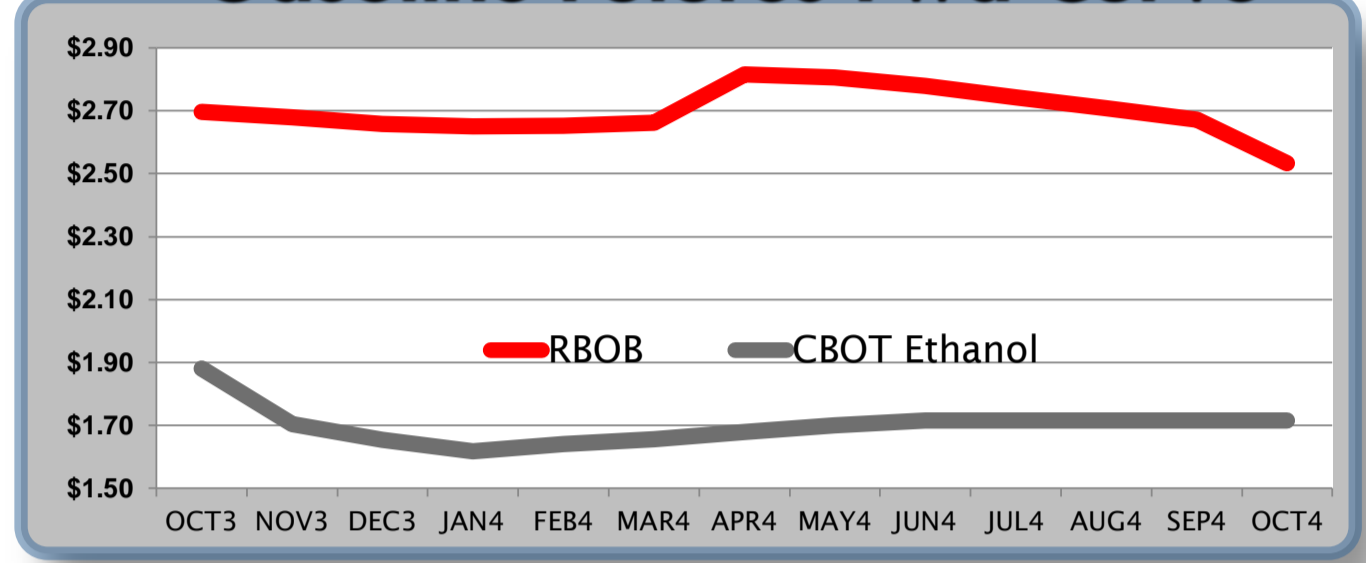
Gasoline

	RBOB	Change	Gulf NL	Change	Group NL	Change	Gulf Basis	Group Basis	RBOB Technicals		
							(cents per gallon)		Indicator	Direction	Resistance
9/20	\$2.6957	-\$0.0015	\$2.5605		\$2.6444				MACD	Bearish	2.8961 200 Day MA
9/19	\$2.6972	-\$0.0449	\$2.5620	-\$0.0418	\$2.6459	-\$0.0473	-\$13.50	-\$5.10	Stochastics	Bottoming	2.7653 14 Day MA
9/18	\$2.7421	\$0.0810	\$2.6038	\$0.0932	\$2.6932	\$0.0622	-\$13.75	-\$4.70	RSI	Bearish	2.6443 2013 Low
9/17	\$2.6611	-\$0.0555	\$2.5106	-\$0.0805	\$2.6310	-\$0.0975	-\$14.25	-\$2.30	ADX	Bearish	2.5376 2012 Low
9/16	\$2.7166	-\$0.0530	\$2.5911	-\$0.0532	\$2.7285	-\$0.0407	-\$12.80	\$0.95	Momentum	Bearish	Support
9/13	\$2.7696	\$0.0069	\$2.6443	-\$0.0242	\$2.7692	-\$0.0392	-\$11.45	\$1.05	Bias:	Bearish	
9/12	\$2.7627	\$0.0505	\$2.6685	\$0.0488	\$2.8084	\$0.0112	-\$9.30	\$4.70			

Gasoline History



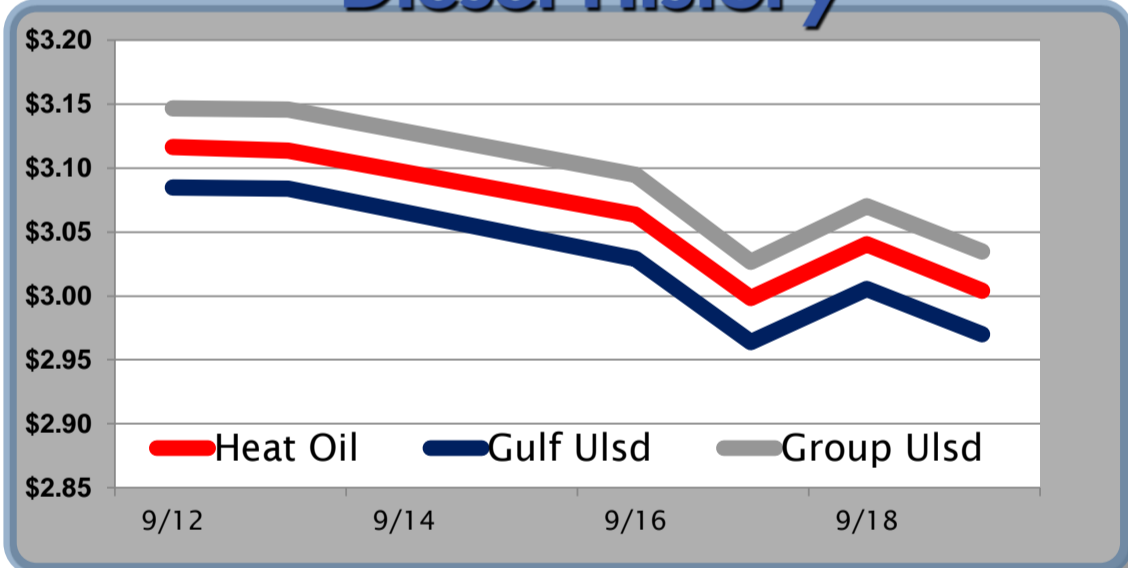
Gasoline Futures Fwd Curve



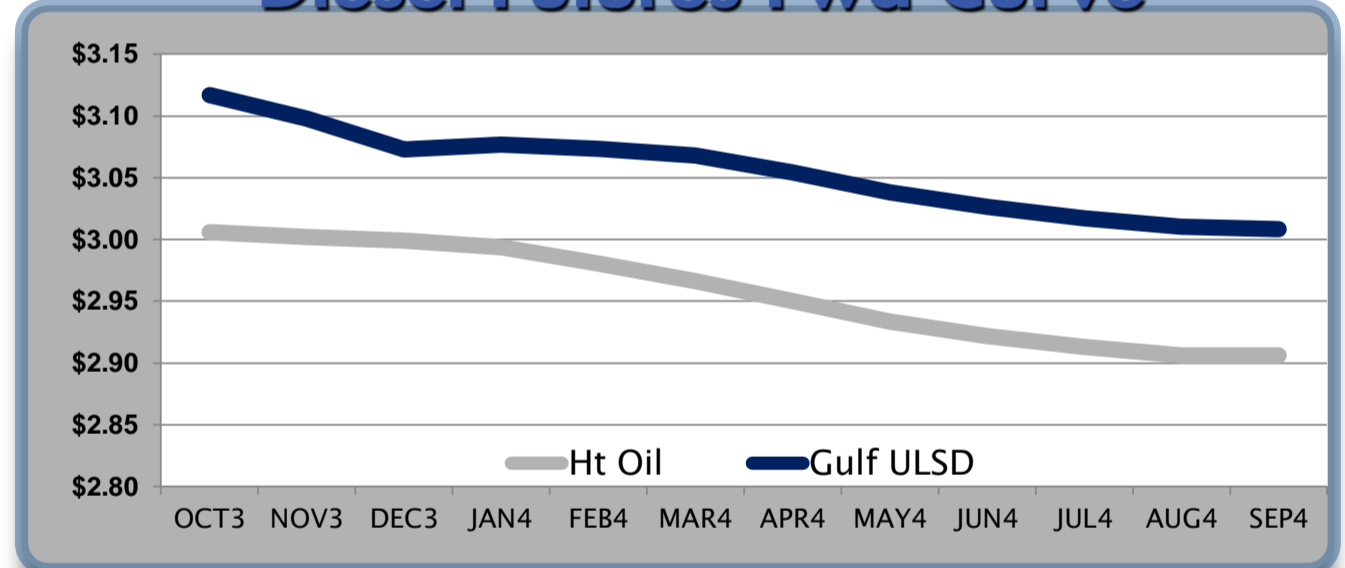
Diesel

	Heat Oil	Change	Gulf Ulstd	Change	Group Ulstd	Change	Gulf Basis	Group Basis	HO Technicals		
							(cents per gallon)		Indicator	Direction	Resistance
9/20	\$3.0138	\$0.0098	\$2.9798		\$3.0443				MACD	Bearish	3.2367 2013 High
9/19	\$3.0040	-\$0.0365	\$2.9700	-\$0.0355	\$3.0345	-\$0.0355	-\$3.40	\$3.05	Stochastics	Neutral	3.0854 14 Day MA
9/18	\$3.0405	\$0.0422	\$3.0055	\$0.0417	\$3.0700	\$0.0432	-\$3.50	\$3.05	RSI	Neutral	2.9832 100 Day MA
9/17	\$2.9983	-\$0.0654	\$2.9638	-\$0.0654	\$3.0268	-\$0.0679	-\$3.45	\$2.75	ADX	Neutral	2.9193 Aug Low
9/16	\$3.0637	-\$0.0500	\$3.0292	-\$0.0545	\$3.0947	-\$0.0510	-\$3.45	\$3.20	Momentum	Bearish	Support
9/13	\$3.1137	-\$0.0027	\$3.0837	-\$0.0012	\$3.1457	-\$0.0007	-\$3.00	\$3.10	Bias:	Neutral	
9/12	\$3.1164	\$0.0446	\$3.0849	\$0.0471	\$3.1464	\$0.0466	-\$3.15	\$3.10			

Diesel History



Diesel Futures Fwd Curve



Crude

	WTI	Change	Brent	Change	Vs WTI				Vs Brent				Group / WCS
					Gulf Gas	Gulf Diesel	3/2/1	5/3/2	Gulf Gas	Gulf Diesel	3/2/1	5/3/2	3/2/1
9/20	\$105.45	-\$0.94	\$108.91	\$0.15	\$1.21	\$18.35	\$6.93	\$8.07	-\$1.16	\$15.98	\$4.56	\$5.70	37.63
9/19	\$106.39	-\$1.68	\$108.76	-\$1.84	\$1.29	\$18.16	\$6.91	\$8.04	-\$1.24	\$15.63	\$4.38	\$5.51	39.60
9/18	\$108.07	\$2.65	\$110.60	\$2.41	\$0.03	\$19.06	\$6.37	\$7.64	-\$2.74	\$16.29	\$3.60	\$4.87	39.55
9/17	\$105.42	-\$1.17	\$108.19	-\$1.88	\$2.24	\$20.64	\$8.37	\$9.60	-\$1.24	\$17.16	\$4.89	\$6.12	44.91
9/16	\$106.59	-\$1.62	\$110.07	-\$2.71									

Refinery Margins

Economic Indicators

Commodity Futures

	Settle	Change		Settle	Change
S&P 500	1,722	-3.18	Ethanol	1.881	0.037
DJIA	15,637	-40.39	NatGas	3.691	-0.03
Nasdaq	3,789	5.74	Gold	1,369	0.00
EUR/USD	1.3525	-0.0004	Silver	23	-0.71
USD Index	80.45	0.08	Copper	3.32	-0.03
US Treasury 10 Year Yld	2.76%	0.00	FCOJ	125.35	-1.35
Spanish 10 Year Yld	4.34%	0.01	Corn	457.75	-1.75
S&P Volatility Index (VIX)	13.16	-0.43	Soy	1,326	-13.25
Baltic Dry Freight Index	1,860	38.00	Wheat	652.75	-4.25

Gulf Coast ULSD Fwd Price Indication

Indicative forward prices for ULSD at Gulf Coast area terminals. Prices are estimates only.

Del. Month	Price	Differential	3 Mo. Avg.	6 Mo. Avg
OCT3	\$3.1169	\$0.1109		
NOV3	\$3.0980	\$0.0958		
DEC3	\$3.0729	\$0.0740	\$3.0959	
JAN4	\$3.0767	\$0.0829		
FEB4	\$3.0734	\$0.0927		
MAR4	\$3.0679	\$0.1015	\$3.0727	\$3.0843
APR4	\$3.0544	\$0.1040		
MAY4	\$3.0384	\$0.1047		
JUN4	\$3.0263	\$0.1042	\$3.0397	
JUL4	\$3.0170	\$0.1040		
AUG4	\$3.0105	\$0.1041		
SEP4	\$3.0085	\$0.1041	\$3.0120	\$3.0259
12 Month Avg	\$3.0551	\$0.0986		

*SOURCES: Nymex, CBOT, NYSE, ICE, NASDAQ, CME Group, CBOE, Reuters. Prices delayed.

Disclaimer: The information contained herein is derived from multiple sources believed to be reliable. However, this information is not guaranteed as to its accuracy or completeness. No responsibility is assumed for use of this material and no express or implied warranties or guarantees are made. This material and any view or comment expressed herein are provided for informational purposes only and should not be construed in any way as an inducement or recommendation to buy or sell products, commodity futures or options contracts.