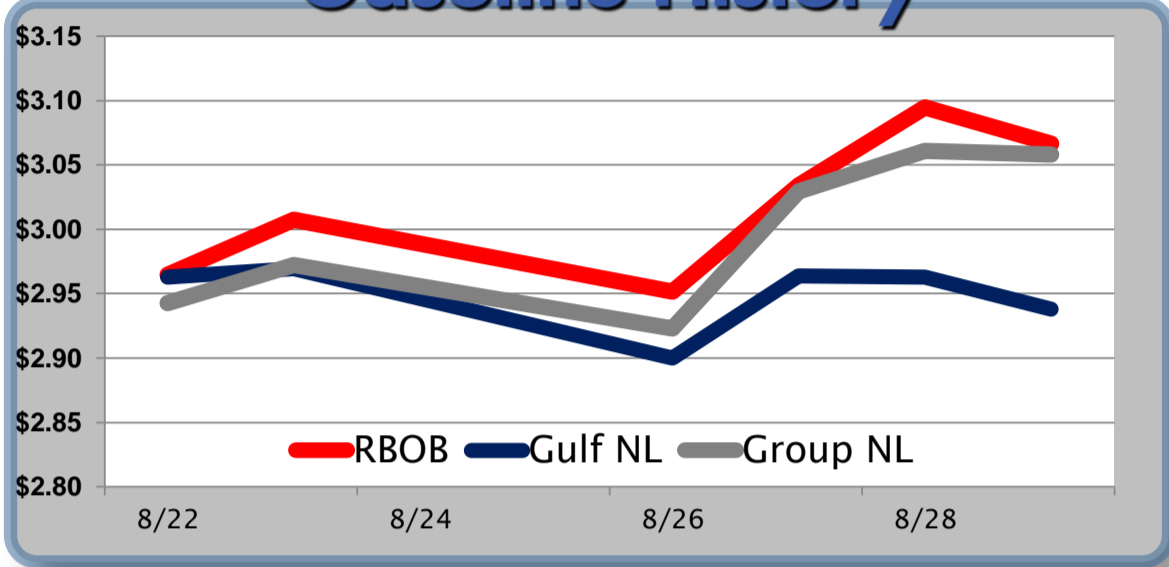


Gasoline

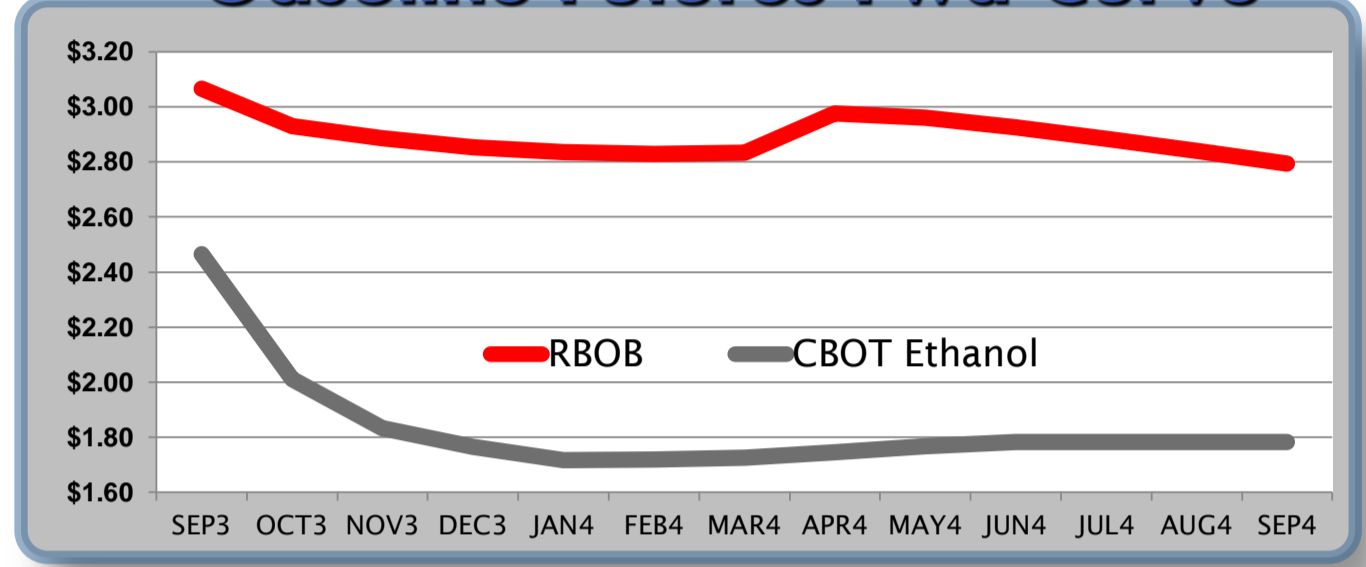
	RBOB	Change	Gulf NL	Change	Group NL	Change	Gulf Basis	Group Basis
8/30	\$3.0415	-\$0.0249	\$2.9131		\$3.0334			
8/29	\$3.0664	-\$0.0281	\$2.9380	-\$0.0250	\$3.0583	-\$0.0028	-\$12.54	-\$0.50
8/28	\$3.0945	\$0.0604	\$2.9630	-\$0.0008	\$3.0611	\$0.0315	-\$12.37	-\$2.45
8/27	\$3.0341	\$0.0824	\$2.9638	\$0.0638	\$3.0296	\$0.1065	-\$7.29	-\$0.80
8/26	\$2.9517	-\$0.0555	\$2.9000	-\$0.0692	\$2.9231	-\$0.0490	-\$5.12	-\$2.80
8/23	\$3.0072	\$0.0424	\$2.9692	\$0.0062	\$2.9721	\$0.0292	-\$3.75	-\$3.45
8/22	\$2.9648	\$0.0271	\$2.9630	\$0.0253	\$2.9429	\$0.0327	-\$0.80	-\$2.80

RBOB Technicals			Resistance	
Indicator	Direction			
MACD	Bullish		3.2672	2013 High
Stochastics	Topping		3.1632	July High
RSI	Neutral		2.9883	14 Day MA
ADX	Neutral		2.9567	50 Day MA
Momentum	Neutral		Support	
Bias:	Neutral			

Gasoline History



Gasoline Futures Fwd Curve

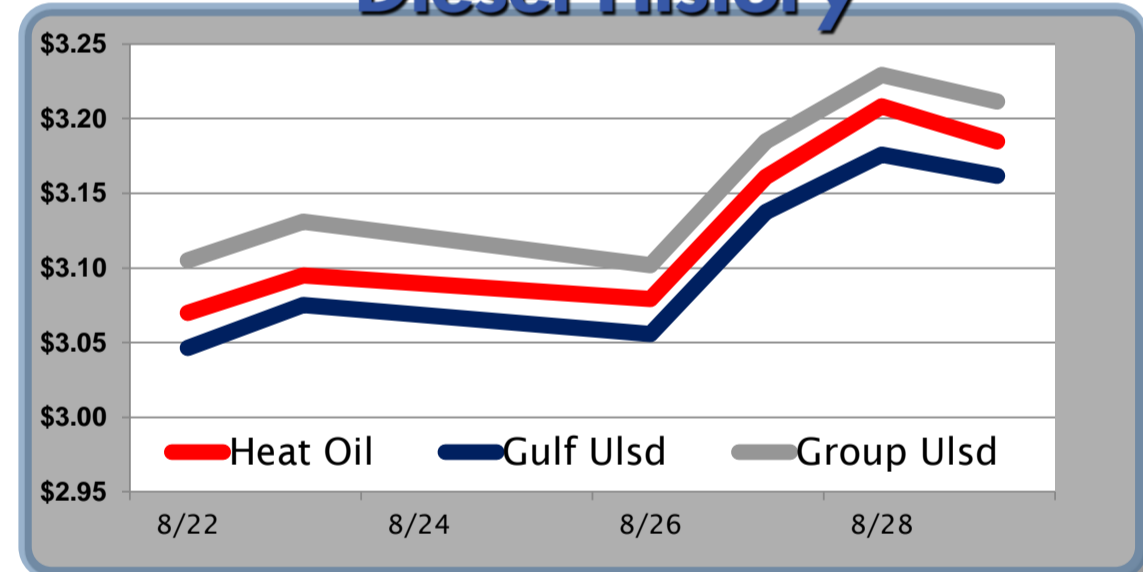


Diesel

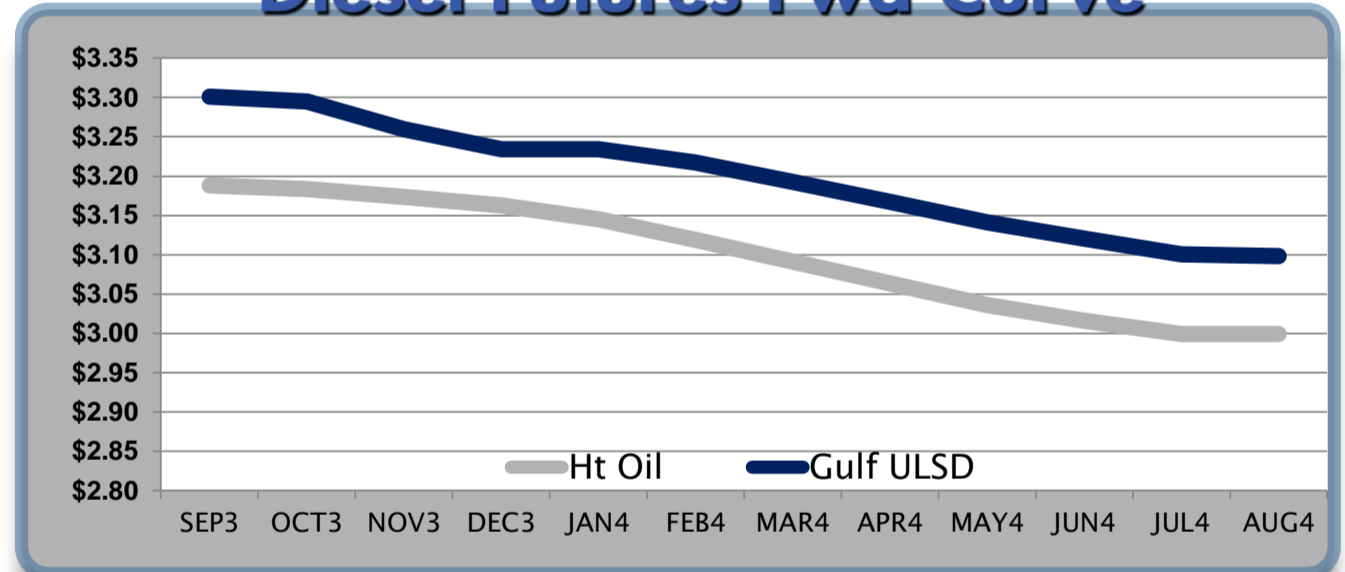
	Heat Oil	Change	Gulf Ulstd	Change	Group Ulstd	Change	Gulf Basis	Group Basis
8/30	\$3.1660	-\$0.0189	\$3.1430		\$3.1925			
8/29	\$3.1849	-\$0.0234	\$3.1619	-\$0.0138	\$3.2114	-\$0.0179	-\$2.30	\$2.65
8/28	\$3.2083	\$0.0474	\$3.1757	\$0.0382	\$3.2293	\$0.0444	-\$3.26	\$2.20
8/27	\$3.1609	\$0.0819	\$3.1375	\$0.0817	\$3.1849	\$0.0829	-\$2.34	\$2.30
8/26	\$3.0790	-\$0.0160	\$3.0558	-\$0.0195	\$3.1020	-\$0.0290	-\$2.32	\$2.40
8/23	\$3.0950	\$0.0251	\$3.0753	\$0.0289	\$3.1310	\$0.0261	-\$1.97	\$3.50
8/22	\$3.0699	-\$0.0069	\$3.0464	-\$0.0109	\$3.1049	-\$0.0074	-\$2.35	\$3.60

HO Technicals			Resistance	
Indicator	Direction			
MACD	Bullish		3.2367	2013 High
Stochastics	Topping		3.2254	Aug High
RSI	Topping		3.1029	14 Day MA
ADX	Bullish		3.062	Bollinger
Momentum	Topping		Support	
Bias:	Bullish			

Diesel History



Diesel Futures Fwd Curve



Crude

	WTI	Change	Brent	Change	Vs WTI				Vs Brent				Group / WCS
					Gulf Gas	Gulf Diesel	3/2/1	5/3/2	Gulf Gas	Gulf Diesel	3/2/1	5/3/2	3/2/1
8/30	\$107.85	-\$0.95	\$114.68	-\$0.48	\$14.60	\$24.00	\$17.73	\$18.36	\$8.24	\$17.64	\$11.37	\$12.00	51.65
8/29	\$108.80	-\$1.30	\$115.16	-\$1.45	\$14.35	\$23.28	\$17.32	\$17.92	\$7.84	\$16.77	\$10.81	\$11.41	52.13
8/28	\$110.10	\$1.09	\$116.61	\$2.25	\$15.47	\$22.77	\$17.90	\$18.39	\$10.12	\$17.42	\$12.55	\$13.04	52.93
8/27	\$109.01	\$3.09	\$114.36	\$3.63	\$15.88	\$22.42	\$18.06	\$18.50	\$11.07	\$17.61	\$13.25	\$13.69	50.46
8/26	\$105.92	-\$0.50	\$110.73	-\$0.31									

Refinery Margins

Economic Indicators

Commodity Futures

	Settle	Change		Settle	Change
S&P 500	1,638	3.21	Ethanol	2.465	-0.031
DJIA	14,841	16.44	NatGas	3.603	-0.02
Nasdaq	3,620	26.95	Gold	1,396	-17.00
EUR/USD	1.3235	-0.0005	Silver	24	-0.31
USD Index	82.01	0.06	Copper	3.22	-0.03
US Treasury 10 Year Yld	2.77%	0.00	FCOJ	137.95	1.30
Spanish 10 Year Yld	4.54%	0.01	Corn	496.00	-1.25
S&P Volatility Index (VIX)	16.81	0.32	Soy	1,422	-8.25
Baltic Dry Freight Index	1,136	-10.00	Wheat	642.00	0.75

Gulf Coast ULSD Fwd Price Indication

Indicative forward prices for ULSD at Gulf Coast area terminals. Prices are estimates only.

Del. Month	Price	Differential	3 Mo. Avg.	6 Mo. Avg
SEP3	\$3.3014	\$0.1131		
OCT3	\$3.2949	\$0.1113		
NOV3	\$3.2596	\$0.0864	\$3.2853	
DEC3	\$3.2346	\$0.0715		
JAN4	\$3.2343	\$0.0893		
FEB4	\$3.2175	\$0.0986	\$3.2288	\$3.2571
MAR4	\$3.1925	\$0.1015		
APR4	\$3.1675	\$0.1040		
MAY4	\$3.1410	\$0.1047	\$3.1670	
JUN4	\$3.1205	\$0.1041		
JUL4	\$3.1005	\$0.1011		
AUG4	\$3.0985	\$0.1014	\$3.1065	\$3.1368
12 Month Avg	\$3.1969	\$0.0989		

*SOURCES: Nymex, CBOT, NYSE, ICE, NASDAQ, CME Group, CBOE, Reuters. Prices delayed.

Disclaimer: The information contained herein is derived from multiple sources believed to be reliable. However, this information is not guaranteed as to its accuracy or completeness. No responsibility is assumed for use of this material and no express or implied warranties or guarantees are made. This material and any view or comment expressed herein are provided for informational purposes only and should not be construed in any way as an inducement or recommendation to buy or sell products, commodity futures or options contracts.