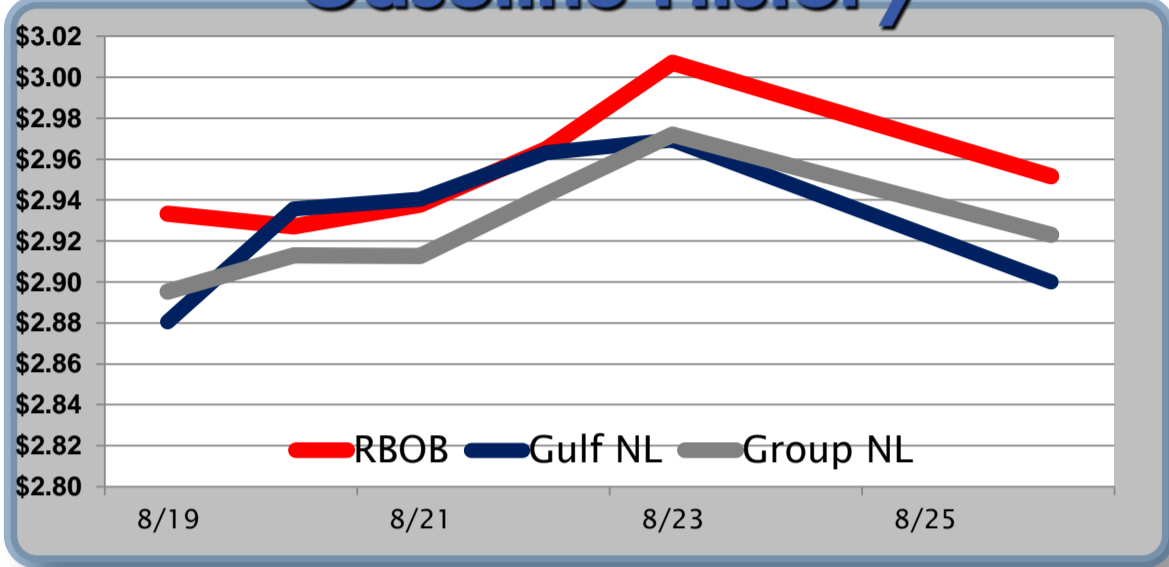


Gasoline

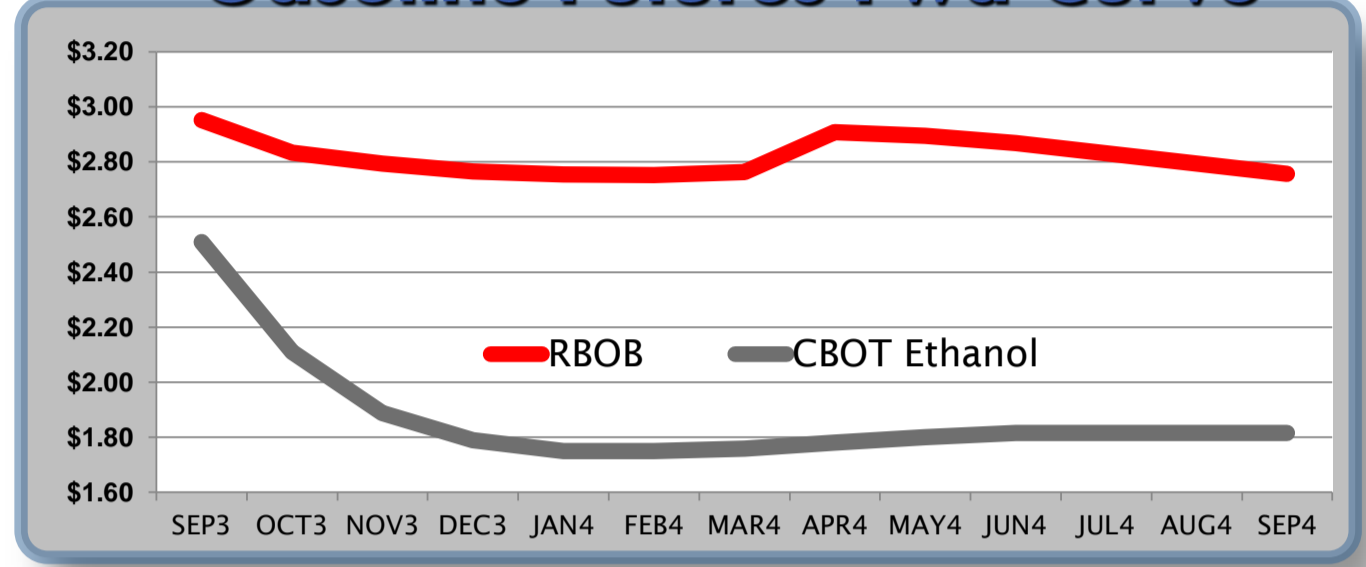
	RBOB	Change	Gulf NL	Change	Group NL	Change	Gulf Basis	Group Basis
							(cents per gallon)	
8/27	\$2.9915	\$0.0398	\$2.9398		\$2.9629			
8/26	\$2.9517	-\$0.0555	\$2.9000	-\$0.0692	\$2.9231	-\$0.0490	-\$5.07	-\$2.75
8/23	\$3.0072	\$0.0424	\$2.9692	\$0.0062	\$2.9721	\$0.0292	-\$3.85	-\$3.45
8/22	\$2.9648	\$0.0271	\$2.9630	\$0.0227	\$2.9429	\$0.0302	-\$0.70	-\$2.80
8/21	\$2.9377	\$0.0105	\$2.9403	\$0.0047	\$2.9127	-\$0.0003	-\$0.05	-\$2.80
8/20	\$2.9272	-\$0.0061	\$2.9356	\$0.0551	\$2.9130	\$0.0176	\$0.80	-\$1.45
8/19	\$2.9333	-\$0.0342	\$2.8805	-\$0.0415	\$2.8954	-\$0.0321	-\$4.55	-\$3.05

RBOB Technicals			Resistance	
Indicator	Direction			
MACD	Neutral	3.1632	July High	
Stochastics	Bullish	3.0456	Aug High	
RSI	Neutral	2.8847	200 Day MA	
ADX	Bearish	2.9471	14 Day MA	
Momentum	Bullish		Support	
Bias:	Neutral			

Gasoline History



Gasoline Futures Fwd Curve

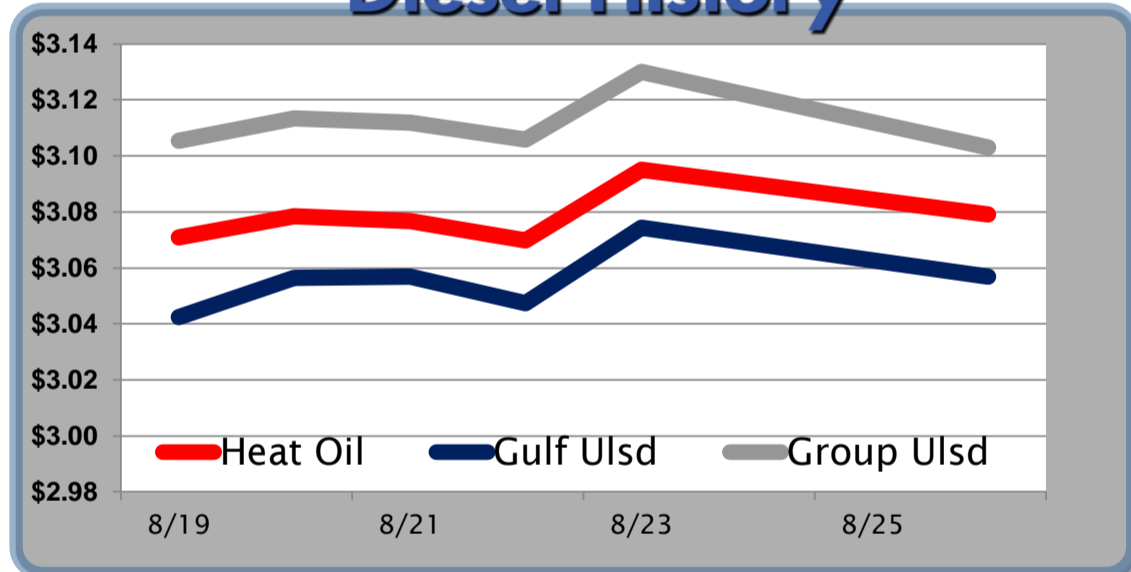


Diesel

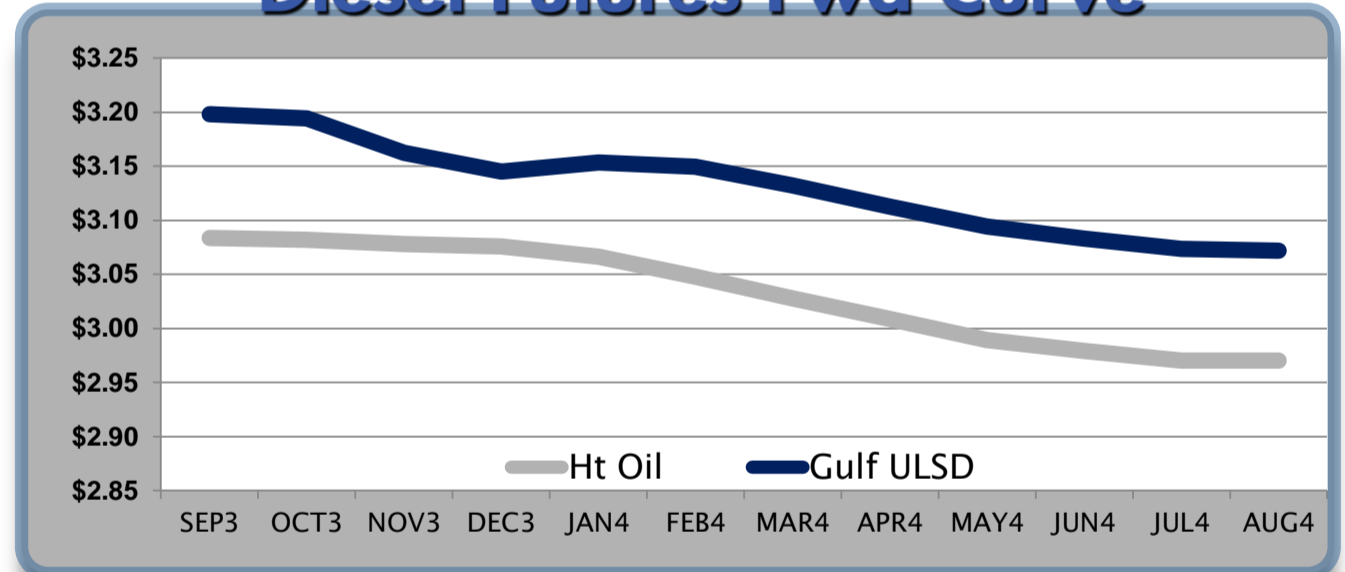
	Heat Oil	Change	Gulf Ulstd	Change	Group Ulstd	Change	Gulf Basis	Group Basis
							(cents per gallon)	
8/27	\$3.1189	\$0.0399	\$3.0967		\$3.1429			
8/26	\$3.0790	-\$0.0160	\$3.0568	-\$0.0175	\$3.1030	-\$0.0270	-\$2.22	\$2.40
8/23	\$3.0950	\$0.0251	\$3.0743	\$0.0269	\$3.1300	\$0.0241	-\$2.07	\$3.60
8/22	\$3.0699	-\$0.0069	\$3.0474	-\$0.0094	\$3.1059	-\$0.0059	-\$2.25	\$3.50
8/21	\$3.0768	-\$0.0016	\$3.0568	\$0.0004	\$3.1118	-\$0.0016	-\$2.00	\$3.60
8/20	\$3.0784	\$0.0074	\$3.0564	\$0.0139	\$3.1134	\$0.0079	-\$2.20	\$3.40
8/19	\$3.0710	-\$0.0121	\$3.0425	-\$0.0106	\$3.1055	-\$0.0131	-\$2.85	\$3.55

HO Technicals			Resistance	
Indicator	Direction			
MACD	Bullish	3.1325	July High	
Stochastics	Bullish	3.1071	Aug High	
RSI	Bullish	2.9854	200 Day MA	
ADX	Bullish	2.9425	100 Day MA	
Momentum	Bullish		Support	
Bias:	Bullish			

Diesel History



Diesel Futures Fwd Curve



Crude

	WTI	Change	Brent	Change	Vs WTI				Vs Brent				Group / WCS
					Gulf Gas	Gulf Diesel	3/2/1	5/3/2	Gulf Gas	Gulf Diesel	3/2/1	5/3/2	3/2/1
8/27	\$108.07	\$2.15	\$112.53	\$1.80	\$15.88	\$22.47	\$18.08	\$18.51	\$11.07	\$17.66	\$13.27	\$13.70	46.35
8/26	\$105.92	-\$0.50	\$110.73	-\$0.31	\$18.29	\$22.70	\$19.76	\$20.05	\$13.67	\$18.08	\$15.14	\$15.43	48.25
8/23	\$106.42	\$1.39	\$111.04	\$1.14	\$19.42	\$22.96	\$20.60	\$20.83	\$14.55	\$18.09	\$15.73	\$15.96	49.39
8/22	\$105.03	\$1.18	\$109.90	\$0.09	\$19.64	\$24.54	\$21.27	\$21.60	\$13.68	\$18.58	\$15.31	\$15.64	50.31
8/21	\$103.85	-\$1.11	\$109.81	-\$0.34									

Refinery Margins

Economic Indicators

Commodity Futures

	Settle	Change
S&P 500	1,657	-6.72
DJIA	14,946	-64.05
Nasdaq	3,658	-0.22
EUR/USD	1.3332	-0.0036
USD Index	81.47	0.06
US Treasury 10 Year Yld	2.76%	-0.03
Spanish 10 Year Yld	4.46%	-0.01
S&P Volatility Index (VIX)	14.99	1.01
Baltic Dry Freight Index	0	0.00

	Settle	Change
Ethanol	2.509	0.072
NatGas	3.463	-0.05
Gold	1,421	28.00
Silver	24	0.00
Copper	3.36	0.04
FCOJ	136.55	1.45
Corn	514.25	-1.50
Soy	1,427	-1.25
Wheat	654.75	0.00

Gulf Coast ULSD Fwd Price Indication

Indicative forward prices for ULSD at Gulf Coast area terminals. Prices are estimates only.

Del. Month	Price	Differential	3 Mo. Avg.	6 Mo. Avg
SEP3	\$3.1981	\$0.1146		
OCT3	\$3.1944	\$0.1126		
NOV3	\$3.1622	\$0.0842	\$3.1849	
DEC3	\$3.1451	\$0.0691		
JAN4	\$3.1534	\$0.0872		
FEB4	\$3.1494	\$0.1012	\$3.1493	\$3.1671
MAR4	\$3.1322	\$0.1041		
APR4	\$3.1127	\$0.1038		
MAY4	\$3.0944	\$0.1049	\$3.1131	
JUN4	\$3.0832	\$0.1042		
JUL4	\$3.0739	\$0.1038		
AUG4	\$3.0719	\$0.1042	\$3.0763	\$3.0947
12 Month Avg	\$3.1309	\$0.0995		

*SOURCES: Nymex, CBOT, NYSE, ICE, NASDAQ, CME Group, CBOE, Reuters. Prices delayed.

Disclaimer: The information contained herein is derived from multiple sources believed to be reliable. However, this information is not guaranteed as to its accuracy or completeness. No responsibility is assumed for use of this material and no express or implied warranties or guarantees are made. This material and any view or comment expressed herein are provided for informational purposes only and should not be construed in any way as an inducement or recommendation to buy or sell products, commodity futures or options contracts.