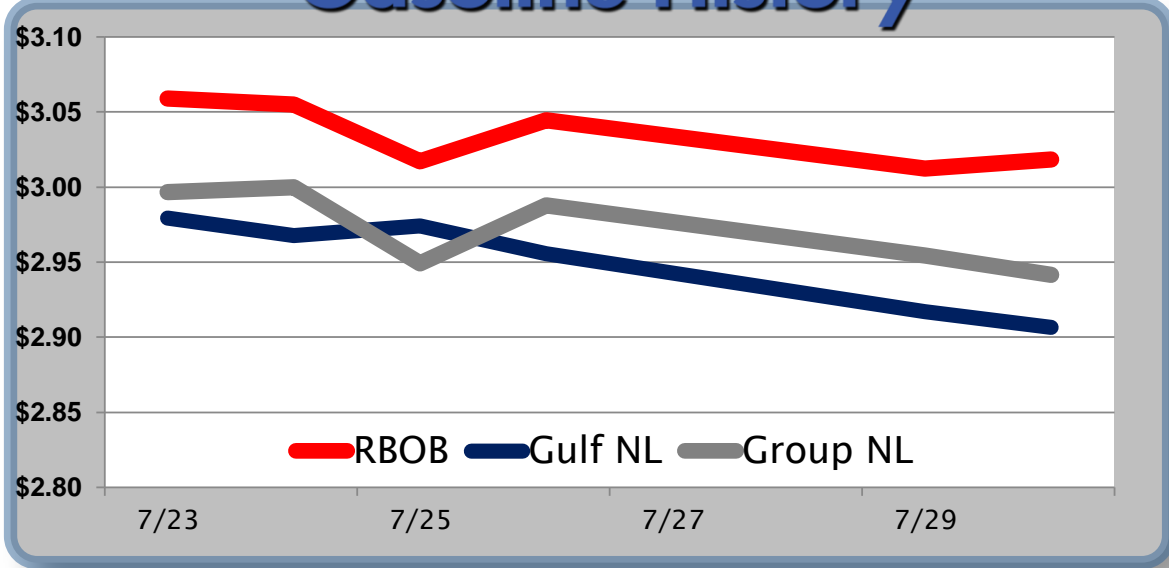


Gasoline

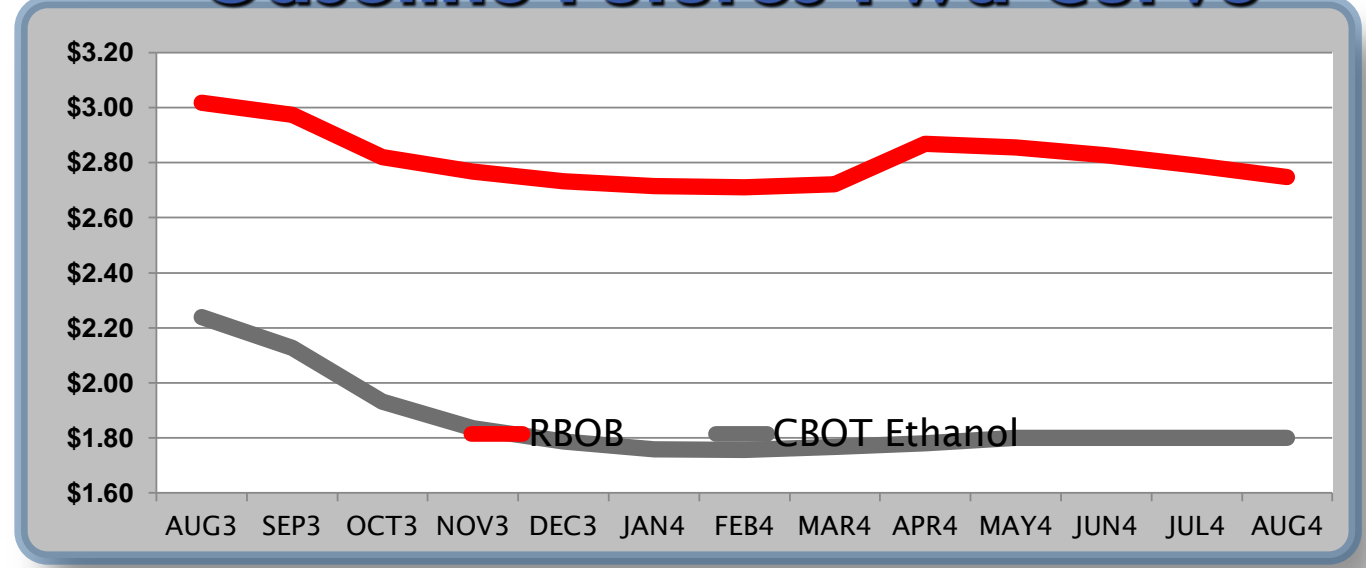
	RBOB	Change	Gulf NL	Change	Group NL	Change	Gulf Basis	Group Basis
7/31	\$3.0076	-\$0.0109	\$2.8957		\$2.9306			
7/30	\$3.0185	\$0.0060	\$2.9066	-\$0.0104	\$2.9415	-\$0.0129	-\$11.25	-\$7.75
7/29	\$3.0125	-\$0.0319	\$2.9170	-\$0.0386	\$2.9544	-\$0.0336	-\$10.05	-\$6.20
7/26	\$3.0444	\$0.0274	\$2.9556	-\$0.0186	\$2.9880	\$0.0389	-\$10.45	-\$7.30
7/25	\$3.0170	-\$0.0378	\$2.9742	\$0.0066	\$2.9491	-\$0.0509	-\$5.80	-\$8.30
7/24	\$3.0548	-\$0.0043	\$2.9676	-\$0.0117	\$3.0000	\$0.0033	-\$8.70	-\$5.45
7/23	\$3.0591	\$0.0040	\$2.9793	-\$0.0258	\$2.9967	\$0.0416	-\$8.80	-\$7.05

RBOB Technicals			Resistance	
Indicator	Direction			
MACD	Topping	3.2672	2013 High	
Stochastics	Neutral	3.1632	July High	
RSI	Topping	2.9781	38% Retracement	
ADX	Neutral	2.9099	100 Day MA	
Momentum	Topping			
Bias:	Neutral			

Gasoline History



Gasoline Futures Fwd Curve

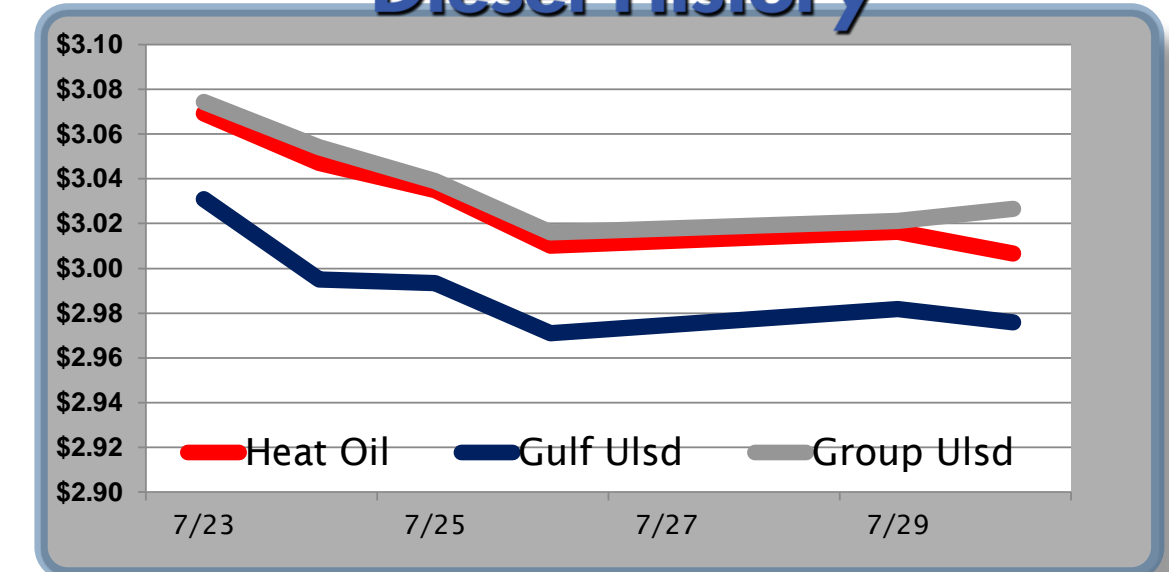


Diesel

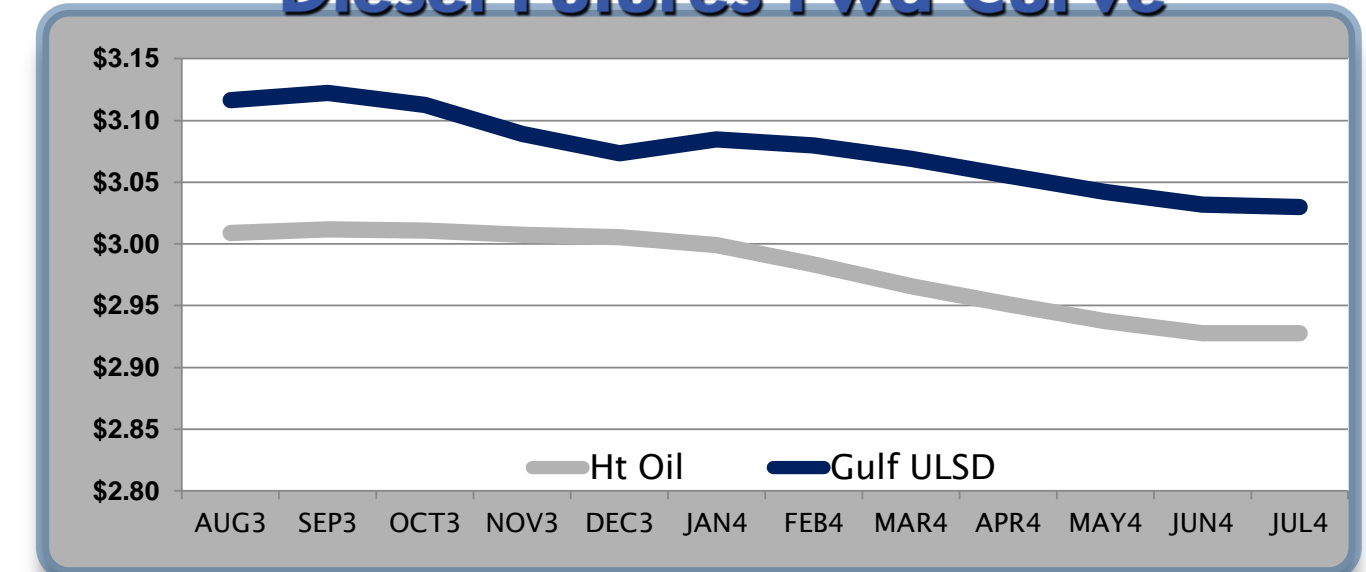
	Heat Oil	Change	Gulf Ulstd	Change	Group Ulstd	Change	Gulf Basis	Group Basis
7/31	\$3.0018	-\$0.0049	\$2.9711		\$3.0216			
7/30	\$3.0067	-\$0.0095	\$2.9760	-\$0.0057	\$3.0265	\$0.0053	-\$3.07	\$1.98
7/29	\$3.0162	\$0.0061	\$2.9817	\$0.0106	\$3.0212	\$0.0051	-\$3.45	\$0.60
7/26	\$3.0101	-\$0.0249	\$2.9711	-\$0.0224	\$3.0161	-\$0.0229	-\$3.90	\$0.50
7/25	\$3.0350	-\$0.0120	\$2.9935	-\$0.0015	\$3.0390	-\$0.0150	-\$4.15	\$0.50
7/24	\$3.0470	-\$0.0223	\$2.9950	-\$0.0358	\$3.0540	-\$0.0203	-\$5.20	\$0.60
7/23	\$3.0693	\$0.0029	\$3.0308	\$0.0014	\$3.0743	\$0.0054	-\$3.85	\$0.60

HO Technicals			Resistance	
Indicator	Direction			
MACD	Bullish	3.1044	April High	
Stochastics	Bearish	3.1325	June High	
RSI	Topping	2.9176	100 Day MA	
ADX	Bullish	2.764	June Low	
Momentum	Topping			
Bias:	Bullish			

Diesel History



Diesel Futures Fwd Curve



Crude

	WTI	Change	Brent	Change	Vs WTI				Vs Brent				Group / WCS
					Gulf Gas	Gulf Diesel	3/2/1	5/3/2	Gulf Gas	Gulf Diesel	3/2/1	5/3/2	3/2/1
7/31	\$103.45	\$0.37	\$106.29	-\$0.62	\$19.00	\$21.91	\$19.97	\$20.16	\$15.17	\$18.08	\$16.14	\$16.33	45.79
7/30	\$103.08	-\$1.47	\$106.91	-\$0.54	\$17.96	\$20.68	\$18.87	\$19.05	\$15.06	\$17.78	\$15.97	\$16.15	46.23
7/29	\$104.55	-\$0.15	\$107.45	\$0.28	\$19.44	\$20.09	\$19.65	\$19.70	\$16.97	\$17.62	\$17.18	\$17.23	49.40
7/26	\$104.70	-\$0.79	\$107.17	-\$0.48	\$19.43	\$20.24	\$19.70	\$19.75	\$17.27	\$18.08	\$17.54	\$17.59	50.31
7/25	\$105.49	\$0.10	\$107.65	\$0.46									

Refinery Margins

Economic Indicators

Commodity Futures

	Settle	Change		Settle	Change
S&P 500	1,686	0.63	Ethanol	2.240	0.009
DJIA	15,521	-1.38	NatGas	3.451	0.02
Nasdaq	3,616	17.33	Gold	1,322	-2.50
EUR/USD	1.3226	-0.0036	Silver	20	-0.04
USD Index	82.11	0.28	Copper	3.07	0.03
US Treasury 10 Year Yld	2.68%	0.07	FCOJ	145.60	-0.35
Spanish 10 Year Yld	4.66%	0.05	Corn	496.25	0.75
S&P Volatility Index (VIX)	13.39	0.00	Soy	1,352	2.00
Baltic Dry Freight Index	1,067	-8.00	Wheat	655.50	0.25

Gulf Coast ULSD Fwd Price Indication

Indicative forward prices for ULSD at Gulf Coast area terminals. Prices are estimates only.

Del. Month	Price	Differential	3 Mo. Avg.	6 Mo. Avg.
AUG3	\$3.1162	\$0.1072		
SEP3	\$3.1225	\$0.1109		
OCT3	\$3.1125	\$0.1016	\$3.1171	
NOV3	\$3.0889	\$0.0816		
DEC3	\$3.0734	\$0.0681		
JAN4	\$3.0846	\$0.0857	\$3.0823	\$3.0997
FEB4	\$3.0798	\$0.0961		
MAR4	\$3.0691	\$0.1030		
APR4	\$3.0551	\$0.1038	\$3.0680	
MAY4	\$3.0420	\$0.1047		
JUN4	\$3.0317	\$0.1040		
JUL4	\$3.0297	\$0.1023	\$3.0345	\$3.0512
12 Month Avg	\$3.0755	\$0.0974		

*SOURCES: Nymex, CBOT, NYSE, ICE, NASDAQ, CME Group, CBOE, Reuters. Prices delayed.

Disclaimer: The information contained herein is derived from multiple sources believed to be reliable. However, this information is not guaranteed as to its accuracy or completeness. No responsibility is assumed for use of this material and no express or implied warranties or guarantees are made. This material and any view or comment expressed herein are provided for informational purposes only and should not be construed in any way as an inducement or recommendation to buy or sell products, commodity futures or options contracts.