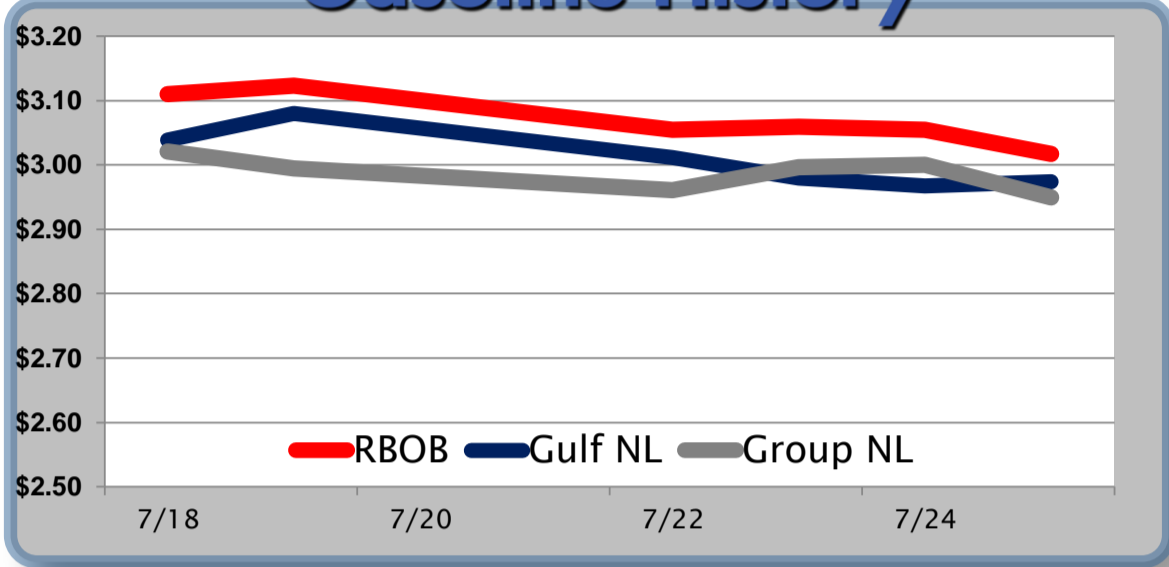


Gasoline

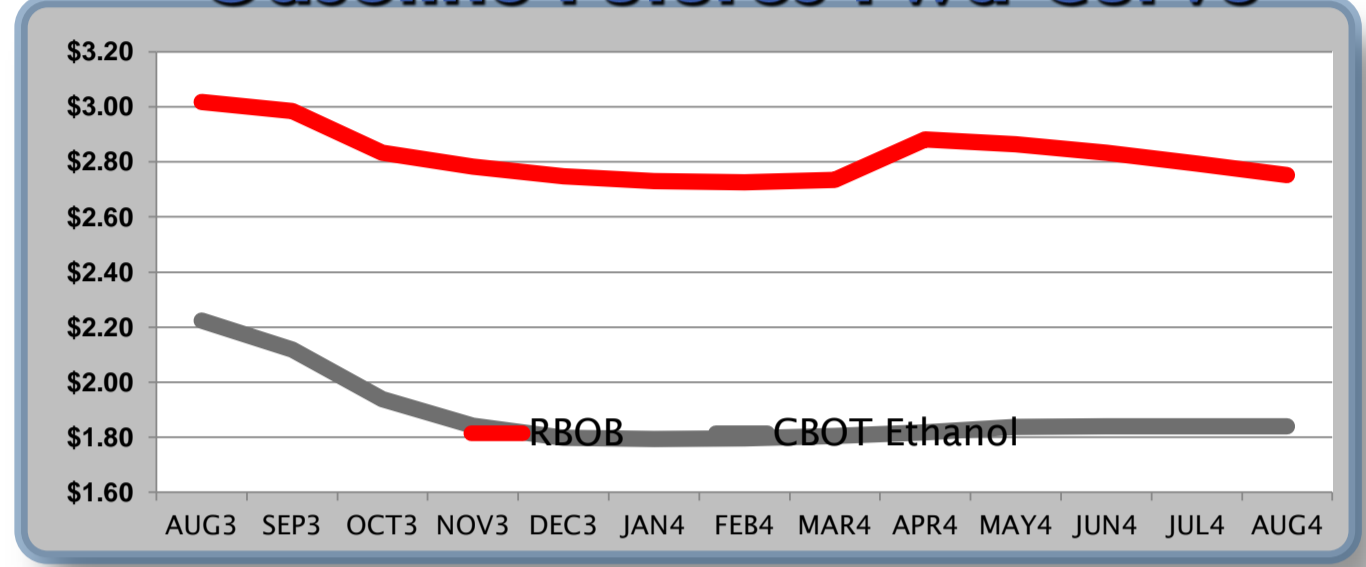
	RBOB	Change	Gulf NL	Change	Group NL	Change	Gulf Basis	Group Basis
7/26	\$3.0275	\$0.0105	\$2.9847		\$2.9596			
7/25	\$3.0170	-\$0.0378	\$2.9742	\$0.0066	\$2.9491	-\$0.0509	-\$5.75	-\$8.25
7/24	\$3.0548	-\$0.0043	\$2.9676	-\$0.0117	\$3.0000	\$0.0033	-\$8.80	-\$5.45
7/23	\$3.0591	\$0.0040	\$2.9793	-\$0.0320	\$2.9967	\$0.0355	-\$8.70	-\$7.05
7/22	\$3.0551	-\$0.0683	\$3.0113	-\$0.0683	\$2.9612	-\$0.0333	-\$5.05	-\$10.05
7/19	\$3.1234	\$0.0136	\$3.0796	\$0.0412	\$2.9945	-\$0.0263	-\$4.95	-\$13.45
7/18	\$3.1098	-\$0.0003	\$3.0384	-\$0.0117	\$3.0208	\$0.0132	-\$8.05	-\$9.80

RBOB Technicals		Resistance	
Indicator	Direction		
MACD	Bullish	3.2672	2013 High
Stochastics	Topping	3.1632	July High
RSI	Bullish	2.9781	38% Retracement
ADX	Neutral	2.9140	100 Day MA
Momentum	Topping	Support	
Bias:	Bullish		

Gasoline History



Gasoline Futures Fwd Curve

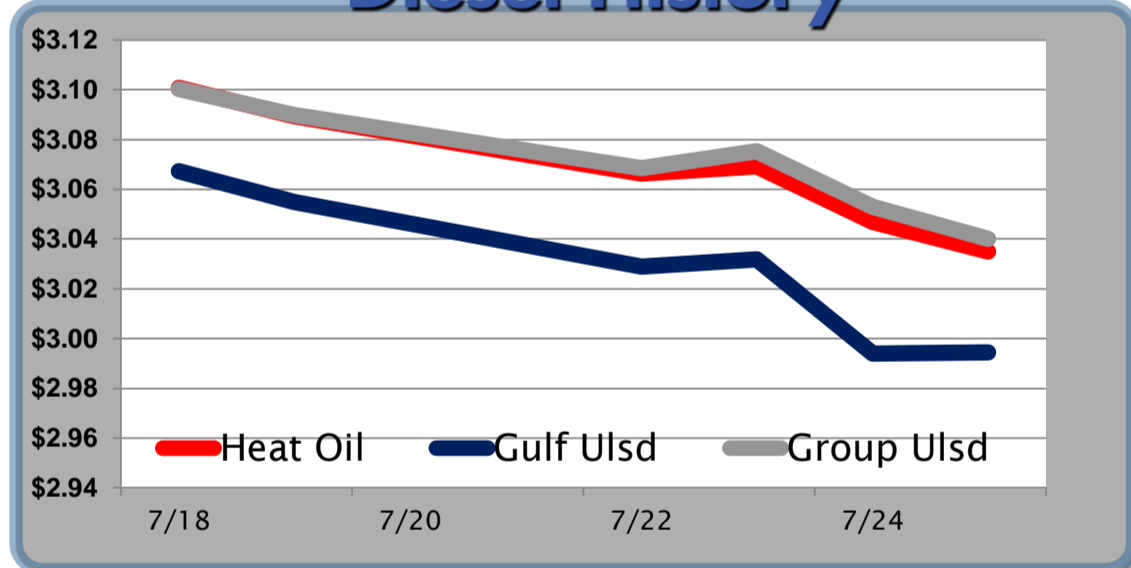


Diesel

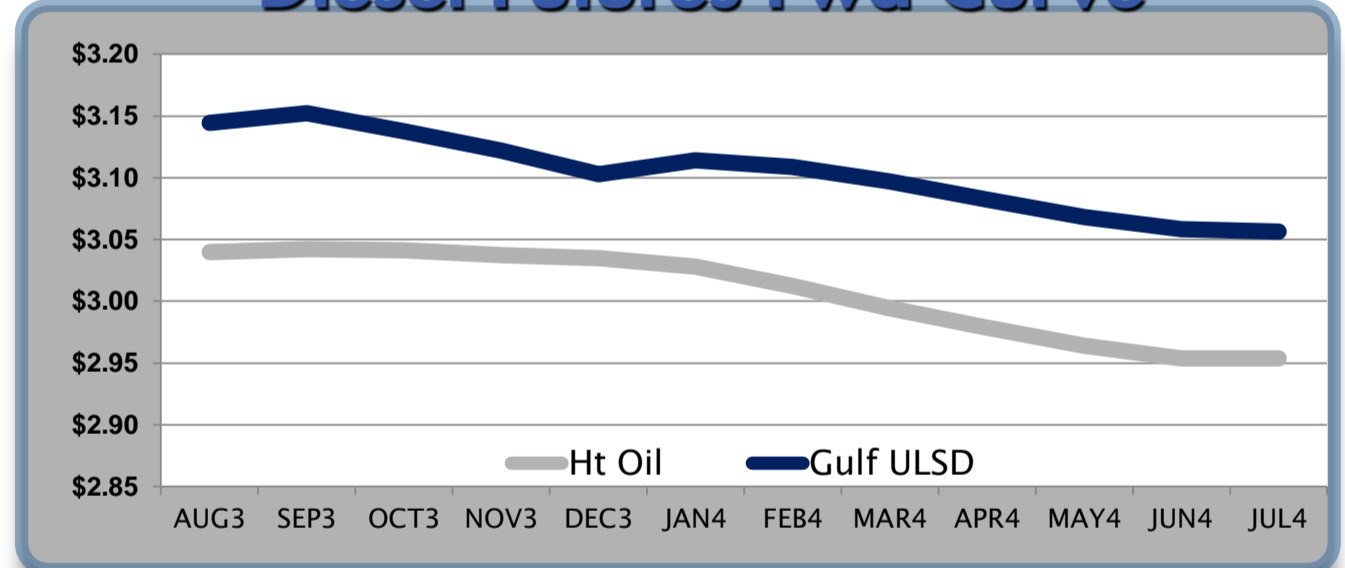
	Heat Oil	Change	Gulf Ulstd	Change	Group Ulstd	Change	Gulf Basis	Group Basis
7/26	\$3.0207	-\$0.0143	\$2.9802		\$3.0257			
7/25	\$3.0350	-\$0.0120	\$2.9945	\$0.0005	\$3.0400	-\$0.0130	-\$4.05	\$0.50
7/24	\$3.0470	-\$0.0223	\$2.9940	-\$0.0378	\$3.0530	-\$0.0223	-\$5.30	\$0.70
7/23	\$3.0693	\$0.0029	\$3.0318	\$0.0029	\$3.0753	\$0.0069	-\$3.75	\$0.50
7/22	\$3.0664	-\$0.0230	\$3.0289	-\$0.0260	\$3.0684	-\$0.0215	-\$3.75	\$0.30
7/19	\$3.0894	-\$0.0113	\$3.0549	-\$0.0123	\$3.0899	-\$0.0103	-\$3.45	-\$0.05
7/18	\$3.1007	\$0.0295	\$3.0672	\$0.0275	\$3.1002	\$0.0290	-\$3.35	\$0.05

HO Technicals		Resistance	
Indicator	Direction		
MACD	Bullish	3.1044	April High
Stochastics	Bearish	3.1325	June High
RSI	Topping	2.9176	100 Day MA
ADX	Bullish	2.764	June Low
Momentum	Topping	Support	
Bias:	Bullish		

Diesel History



Diesel Futures Fwd Curve



Crude

	WTI	Change	Brent	Change	Vs WTI				Vs Brent				Group / WCS
					Gulf Gas	Gulf Diesel	3/2/1	5/3/2	Gulf Gas	Gulf Diesel	3/2/1	5/3/2	3/2/1
7/26	\$104.83	-\$0.66	\$107.10	-\$0.55	\$19.43	\$20.28	\$19.71	\$19.77	\$17.27	\$18.12	\$17.55	\$17.61	46.19
7/25	\$105.49	\$0.10	\$107.65	\$0.46	\$19.25	\$20.36	\$19.62	\$19.69	\$17.45	\$18.56	\$17.82	\$17.89	47.95
7/24	\$105.39	-\$1.84	\$107.19	-\$1.23	\$17.90	\$20.11	\$18.64	\$18.78	\$16.71	\$18.92	\$17.45	\$17.59	50.47
7/23	\$107.23	\$0.32	\$108.42	\$0.27	\$19.56	\$20.30	\$19.81	\$19.86	\$18.32	\$19.06	\$18.57	\$18.62	51.06
7/22	\$106.91	-\$1.14	\$108.15	\$0.08									

Refinery Margins

Economic Indicators

Commodity Futures

	Settle	Change		Settle	Change
S&P 500	1,690	4.31	Ethanol	2.224	-0.114
DJIA	15,556	13.37	NatGas	3.602	-0.04
Nasdaq	3,605	25.59	Gold	1,324	-5.10
EUR/USD	1.3262	-0.0014	Silver	20	-0.17
USD Index	81.75	-0.22	Copper	3.13	-0.06
US Treasury 10 Year Yld	2.56%	-0.02	FCOJ	146.25	0.25
Spanish 10 Year Yld	4.63%	-0.02	Corn	497.25	1.25
S&P Volatility Index (VIX)	12.97	-0.21	Soy	1,356	0.50
Baltic Dry Freight Index	1,092	-25.00	Wheat	654.25	5.00

Gulf Coast ULSD Fwd Price Indication

Indicative forward prices for ULSD at Gulf Coast area terminals. Prices are estimates only.

Del. Month	Price	Differential	3 Mo. Avg.	6 Mo. Avg
AUG3	\$3.1445	\$0.1046		
SEP3	\$3.1523	\$0.1100		
OCT3	\$3.1377	\$0.0966	\$3.1448	
NOV3	\$3.1217	\$0.0842		
DEC3	\$3.1029	\$0.0681		
JAN4	\$3.1139	\$0.0859	\$3.1128	\$3.1288
FEB4	\$3.1086	\$0.0961		
MAR4	\$3.0972	\$0.1030		
APR4	\$3.0825	\$0.1039	\$3.0961	
MAY4	\$3.0684	\$0.1045		
JUN4	\$3.0582	\$0.1042		
JUL4	\$3.0562	\$0.1024	\$3.0609	\$3.0785
12 Month Avg	\$3.1037	\$0.0970		

*SOURCES: Nymex, CBOT, NYSE, ICE, NASDAQ, CME Group, CBOE, Reuters. Prices delayed.

Disclaimer: The information contained herein is derived from multiple sources believed to be reliable. However, this information is not guaranteed as to its accuracy or completeness. No responsibility is assumed for use of this material and no express or implied warranties or guarantees are made. This material and any view or comment expressed herein are provided for informational purposes only and should not be construed in any way as an inducement or recommendation to buy or sell products, commodity futures or options contracts.