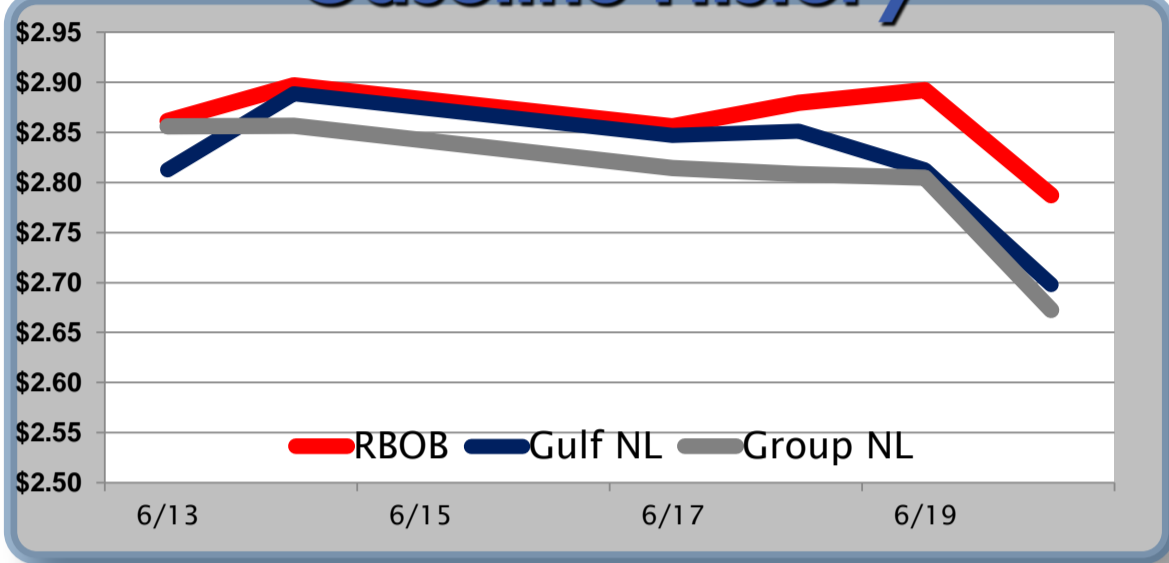


Gasoline

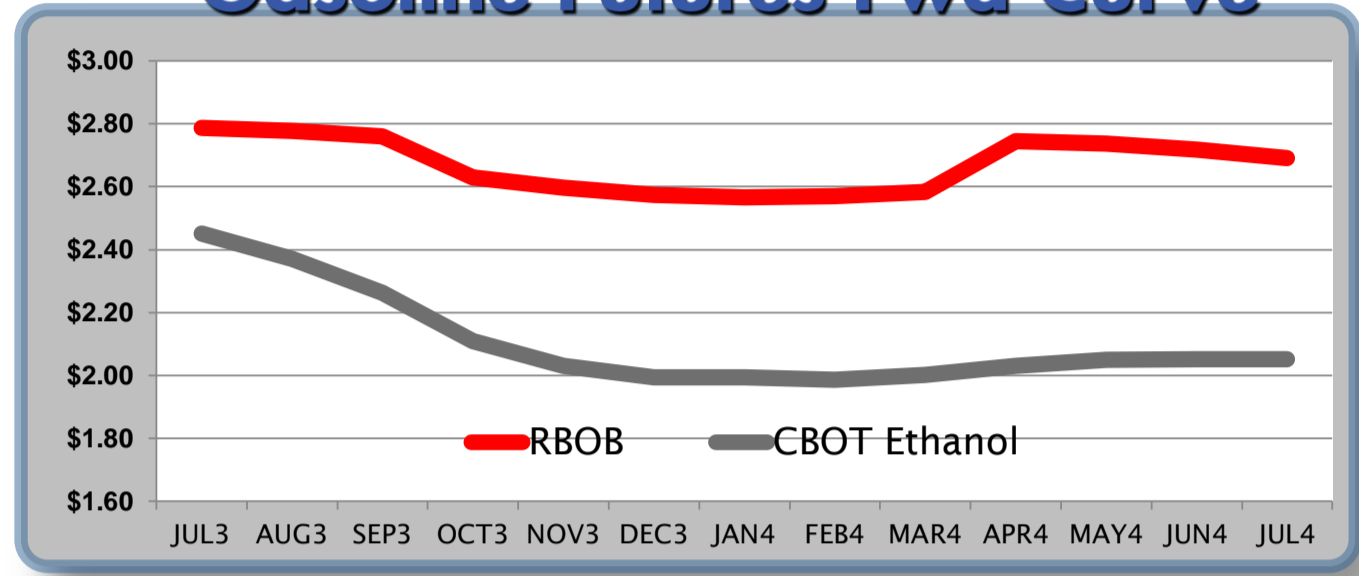
	RBOB	Change	Gulf NL	Change	Group NL	Change	Gulf Basis	Group Basis
6/21	\$2.7947	\$0.0075	\$2.7053		\$2.6802			
6/20	\$2.7872	-\$0.1052	\$2.6978	-\$0.1147	\$2.6727	-\$0.1322	-\$8.00	-\$10.50
6/19	\$2.8924	\$0.0130	\$2.8125	-\$0.0386	\$2.8049	-\$0.0036	-\$7.05	-\$7.70
6/18	\$2.8794	\$0.0233	\$2.8511	\$0.0044	\$2.8085	-\$0.0056	-\$2.95	-\$7.30
6/17	\$2.8561	-\$0.0406	\$2.8467	-\$0.0417	\$2.8141	-\$0.0427	-\$1.80	-\$5.05
6/14	\$2.8967	\$0.0354	\$2.8884	\$0.0761	\$2.8568	\$0.0006	-\$0.70	-\$3.85
6/13	\$2.8613	\$0.0512	\$2.8123	\$0.0547	\$2.8562	\$0.0771	-\$5.30	-\$0.90

RBOB Technicals		
Indicator	Direction	Resistance
MACD	Neutral	2.9276 May High
Stochastics	Neutral	2.8648 200 Day MA
RSI	Neutral	2.7370 June Low
ADX	Neutral	2.6879 May Low
Momentum	Neutral	Support
Bias:	Neutral	

Gasoline History



Gasoline Futures Fwd Curve

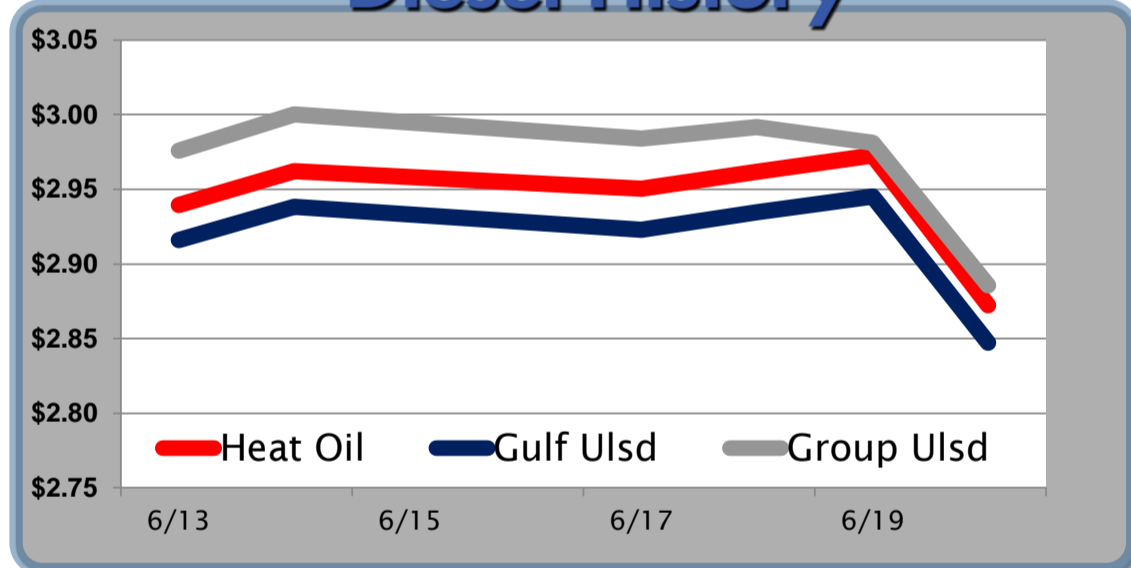


Diesel

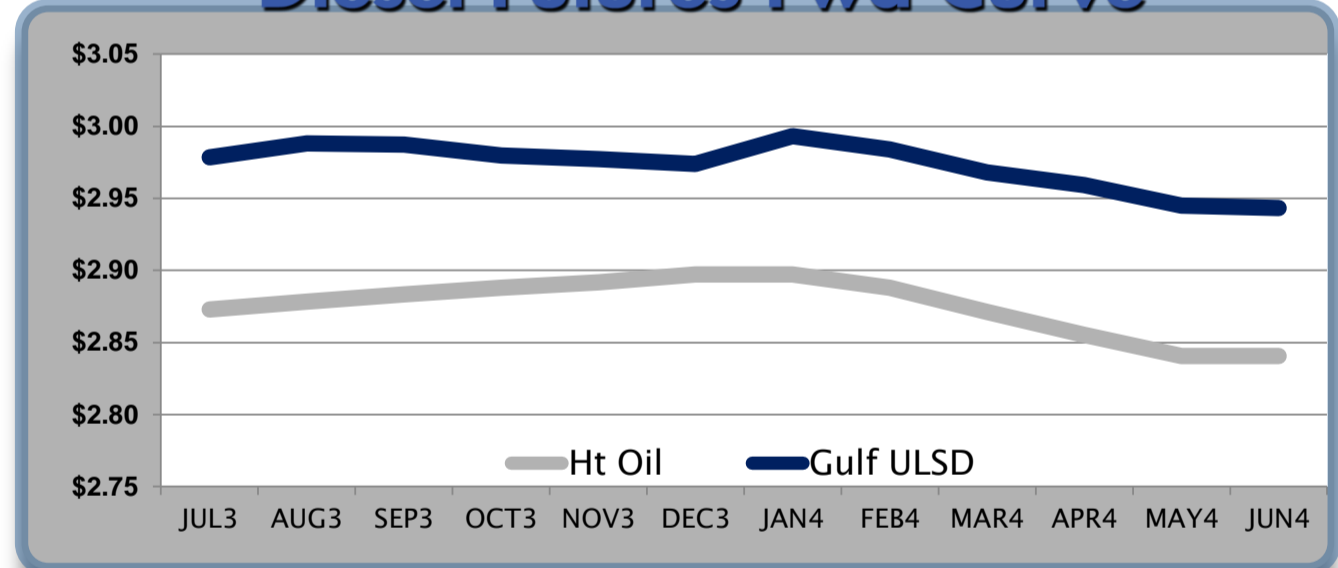
	Heat Oil	Change	Gulf Ulstd	Change	Group Ulstd	Change	Gulf Basis	Group Basis
6/21	\$2.8757	\$0.0035	\$2.8507		\$2.8892			
6/20	\$2.8722	-\$0.1003	\$2.8472	-\$0.0978	\$2.8857	-\$0.0953	-\$2.50	\$1.35
6/19	\$2.9725	\$0.0108	\$2.9450	\$0.0103	\$2.9810	-\$0.0107	-\$2.75	\$0.95
6/18	\$2.9617	\$0.0114	\$2.9347	\$0.0119	\$2.9917	\$0.0079	-\$2.70	\$2.90
6/17	\$2.9503	-\$0.0119	\$2.9228	-\$0.0154	\$2.9838	-\$0.0164	-\$2.75	\$3.45
6/14	\$2.9622	\$0.0227	\$2.9382	\$0.0222	\$3.0002	\$0.0242	-\$2.40	\$3.70
6/13	\$2.9395	\$0.0443	\$2.9160	\$0.0493	\$2.9760	\$0.0438	-\$2.35	\$3.75

HO Technicals		
Indicator	Direction	Resistance
MACD	Neutral	3.0149 200 Day MA
Stochastics	Neutral	2.9887 June High
RSI	Neutral	2.7597 May Low
ADX	Neutral	2.7255 April Low
Momentum	Neutral	Support
Bias:	Neutral	

Diesel History



Diesel Futures Fwd Curve



Crude

	WTI	Change	Brent	Change	Vs WTI				Vs Brent				Group / WCS
					Gulf Gas	Gulf Diesel	3/2/1	5/3/2	Gulf Gas	Gulf Diesel	3/2/1	5/3/2	3/2/1
6/21	\$95.19	-\$0.21	\$102.23	\$0.08	\$17.91	\$24.18	\$20.00	\$20.42	\$11.16	\$17.43	\$13.25	\$13.67	36.30
6/20	\$95.40	-\$2.84	\$102.15	-\$3.97	\$19.89	\$25.45	\$21.74	\$22.11	\$12.01	\$17.57	\$13.86	\$14.23	41.48
6/19	\$98.24	-\$0.20	\$106.12	\$0.10	\$21.31	\$24.82	\$22.48	\$22.71	\$13.73	\$17.24	\$14.90	\$15.13	44.03
6/18	\$98.44	\$0.67	\$106.02	\$0.55	\$21.79	\$24.99	\$22.86	\$23.07	\$14.09	\$17.29	\$15.16	\$15.37	45.76
6/17	\$97.77	-\$0.08	\$105.47	-\$0.46									

Refinery Margins

Economic Indicators

Commodity Futures

	Settle	Change		Settle	Change
S&P 500	1,588	-40.74	Ethanol	2.450	-0.029
DJIA	14,758	-353.87	NatGas	3.865	-0.01
Nasdaq	3,365	-78.56	Gold	1,288	2.10
EUR/USD	1.3164	-0.0054	Silver	20	-0.10
USD Index	82.19	0.28	Copper	3.07	0.01
US Treasury 10 Year Yld	2.41%	-0.01	FCOJ	142.25	-0.25
Spanish 10 Year Yld	4.83%	-0.03	Corn	668.50	-4.75
S&P Volatility Index (VIX)	20.49	3.85	Soy	1,499	1.75
Baltic Dry Freight Index	1,012	17.00	Wheat	699.50	-1.00

Gulf Coast ULSD Fwd Price Indication

Indicative forward prices for ULSD at Gulf Coast area terminals. Prices are estimates only.

Del. Month	Price	Differential	3 Mo. Avg.	6 Mo. Avg
JUL3	\$2.9785	\$0.1055		
AUG3	\$2.9880	\$0.1098		
SEP3	\$2.9872	\$0.1040	\$2.9846	
OCT3	\$2.9796	\$0.0915		
NOV3	\$2.9774	\$0.0855		
DEC3	\$2.9739	\$0.0765	\$2.9770	\$2.9808
JAN4	\$2.9932	\$0.0961		
FEB4	\$2.9841	\$0.0962		
MAR4	\$2.9679	\$0.0965	\$2.9817	
APR4	\$2.9594	\$0.1039		
MAY4	\$2.9451	\$0.1043		
JUN4	\$2.9431	\$0.1041	\$2.9492	\$2.9655
12 Month Avg	\$2.9731	\$0.0978		

*SOURCES: Nymex, CBOT, NYSE, ICE, NASDAQ, CME Group, CBOE, Reuters. Prices delayed.

Disclaimer: The information contained herein is derived from multiple sources believed to be reliable. However, this information is not guaranteed as to its accuracy or completeness. No responsibility is assumed for use of this material and no express or implied warranties or guarantees are made. This material and any view or comment expressed herein are provided for informational purposes only and should not be construed in any way as an inducement or recommendation to buy or sell products, commodity futures or options contracts.

Average Monthly Trading Range - HO/ULSD Futures

