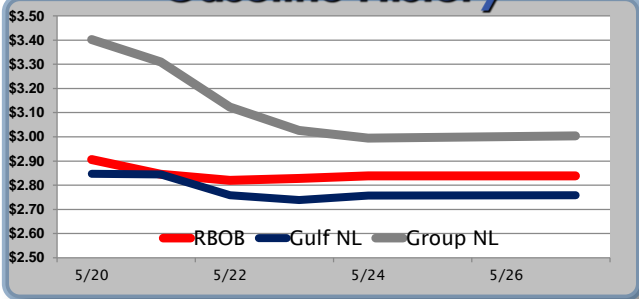


Gasoline

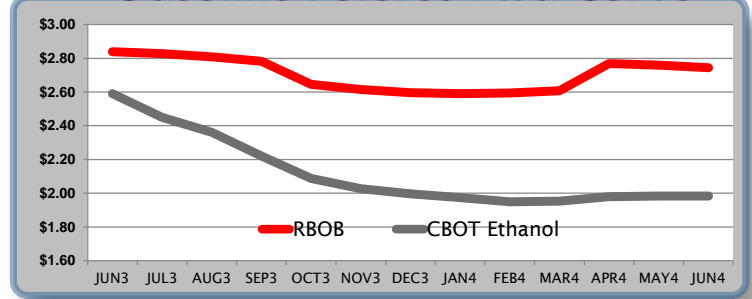
	RBOB	Change	Gulf NL	Change	Group NL	Change	Gulf Basis	Group Basis
							(cents per gallon)	
5/28	\$2.8672	\$0.0282	\$2.7872		\$3.0321			
5/27	\$2.8390	\$0.0000	\$2.7590	\$0.0022	\$3.0039	\$0.0097	-\$7.50	\$17.00
5/24	\$2.8390	\$0.0109	\$2.7568	\$0.0179	\$2.9942	-\$0.0321	-\$7.55	\$17.05
5/23	\$2.8281	\$0.0087	\$2.7389	-\$0.0196	\$3.0263	-\$0.0971	-\$7.45	\$16.20
5/22	\$2.8194	-\$0.0264	\$2.7585	-\$0.0862	\$3.1234	-\$0.1862	-\$8.55	\$20.20
5/21	\$2.8458	-\$0.0598	\$2.8447	-\$0.0029	\$3.3096	-\$0.0929	-\$8.45	\$28.05
5/20	\$2.9056	\$0.0234	\$2.8476	-\$0.0121	\$3.4025	-\$0.1597	-\$6.05	\$40.45

RBOB Technicals			Resistance	
Indicator	Direction			
MACD	Neutral	2.9319	100 Day MA	
Stochastics	Bullish	2.8844	50 Day MA	
RSI	Bearish	2.6879	May Low	
ADX	Bearish	2.7025	April Low	
Momentum	Bearish		Support	
Bias:	Neutral			

Gasoline History



Gasoline Futures Fwd Curve

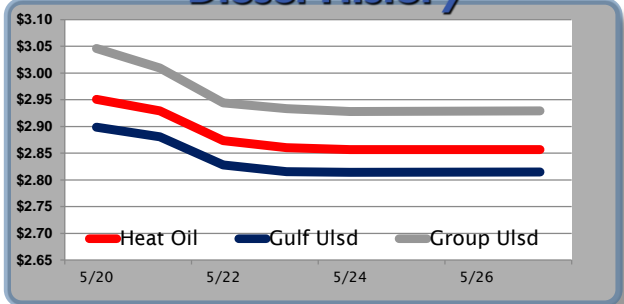


Diesel

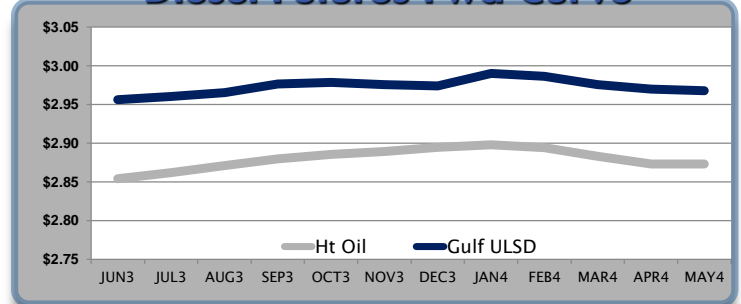
	Heat Oil	Change	Gulf Ulstd	Change	Group Ulstd	Change	Gulf Basis	Group Basis
							(cents per gallon)	
5/28	\$2.9032	\$0.0463	\$2.8612		\$2.9752			
5/27	\$2.8569	\$0.0000	\$2.8149	\$0.0010	\$2.9289	\$0.0010	-\$4.20	\$7.20
5/24	\$2.8569	-\$0.0031	\$2.8139	-\$0.0016	\$2.9279	-\$0.0056	-\$4.30	\$7.20
5/23	\$2.8600	-\$0.0136	\$2.8155	-\$0.0126	\$2.9335	-\$0.0106	-\$4.45	\$7.25
5/22	\$2.8736	-\$0.0554	\$2.8281	-\$0.0524	\$2.9441	-\$0.0654	-\$4.55	\$7.15
5/21	\$2.9290	-\$0.0218	\$2.8805	-\$0.0183	\$3.0095	-\$0.0363	-\$4.85	\$7.95
5/20	\$2.9508	\$0.0421	\$2.8988	\$0.0481	\$3.0458	\$0.0621	-\$5.20	\$9.60

HO Technicals			Resistance	
Indicator	Direction			
MACD	Neutral	2.9815	100 Day MA	
Stochastics	Neutral	2.961	May High	
RSI	Bearish	2.7597	May Low	
ADX	Bearish	2.7255	April Low	
Momentum	Bullish		Support	
Bias:	Bearish			

Diesel History



Diesel Futures Fwd Curve



Crude

	WTI	Change	Brent	Change	Vs WTI				Vs Brent				Group / WCS	
					Gulf Gas	Gulf Diesel	3/2/1	5/3/2	Gulf Gas	Gulf Diesel	3/2/1	5/3/2	3/2/1	
5/28	\$95.04	\$0.89	\$104.12	\$1.50										
5/27	\$94.15	\$0.00	\$102.62	-\$0.02	\$21.73	\$24.08	\$22.51	\$22.67	\$13.26	\$15.61	\$14.04	\$14.20	46.17	
5/24	\$94.15	-\$0.10	\$102.64	\$0.20	\$21.64	\$24.03	\$22.44	\$22.59	\$13.15	\$15.54	\$13.95	\$14.10	46.04	
5/23	\$94.25	-\$0.03	\$102.44	-\$0.16	\$20.78	\$24.00	\$21.86	\$22.07	\$12.59	\$15.81	\$13.67	\$13.88	49.32	
5/22	\$94.28	-\$1.88	\$102.60	-\$1.31	\$21.58	\$24.50	\$22.55	\$22.75	\$13.26	\$16.18	\$14.23	\$14.43	53.86	

Refinery Margins

Economic Indicators

Commodity Futures

	Settle	Change		Settle	Change
S&P 500	1,650	0.00	Ethanol	2.590	0.000
DJIA	15,303	0.00	NatGas	4.181	-0.06
Nasdaq	3,459	0.00	Gold	1,381	-6.00
EUR/USD	1.2931	0.0002	Silver	22	-0.30
USD Index	83.83	0.13	Copper	3.30	0.01
US Treasury 10 Year Yld	2.05%	0.04	FCOJ	147.30	0.00
Spanish 10 Year Yld	4.28%	0.03	Corn	660.25	3.00
S&P Volatility Index (VIX)	13.99	0.00	Soy	1,488	11.25
Baltic Dry Freight Index	826	-2.00	Wheat	697.25	-0.25

Gulf Coast ULSD Fwd Price Indication

Indicative forward prices for ULSD at Gulf Coast area terminals. Prices are estimates only.

Del. Month	Price	Differential	3 Mo. Avg.	6 Mo. Avg
JUN3	\$2.9564	\$0.1020		
JUL3	\$2.9606	\$0.0984		
AUG3	\$2.9653	\$0.0941	\$2.9608	
SEP3	\$2.9765	\$0.0965		
OCT3	\$2.9788	\$0.0931		
NOV3	\$2.9758	\$0.0866	\$2.9770	\$2.9689
DEC3	\$2.9739	\$0.0791		
JAN4	\$2.9903	\$0.0922		
FEB4	\$2.9865	\$0.0923	\$2.9836	
MAR4	\$2.9758	\$0.0925		
APR4	\$2.9698	\$0.0965		
MAY4	\$2.9678	\$0.0966	\$2.9711	\$2.9774
12 Month Avg	\$2.9731	\$0.0933		

*SOURCES: Nymex, CBOT, NYSE, ICE, NASDAQ, CME Group, CBOE, Reuters. Prices delayed.

Disclaimer: The information contained herein is derived from multiple sources believed to be reliable. However, this information is not guaranteed as to its accuracy or completeness. No responsibility is assumed for use of this material and no express or implied warranties or guarantees are made. This material and any view or comment expressed herein are provided for informational purposes only and should not be construed in any way as an inducement or recommendation to buy or sell products, commodity futures or options contracts.