

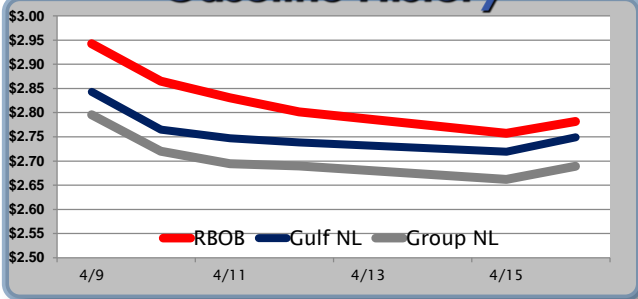
Gasoline

	RBOB	Change	Gulf NL	Change	Group NL	Change	Gulf Basis	Group Basis
							(cents per gallon)	
4/17	\$2.7463	-\$0.0355	\$2.7138		\$2.6537			
4/16	\$2.7818	\$0.0242	\$2.7493	\$0.0301	\$2.6892	\$0.0271	-\$3.25	-\$9.25
4/15	\$2.7576	-\$0.0442	\$2.7192	-\$0.0193	\$2.6621	-\$0.0278	-\$3.35	-\$8.95
4/12	\$2.8018	-\$0.0292	\$2.7385	-\$0.0084	\$2.6899	-\$0.0044	-\$6.45	-\$11.40
4/11	\$2.8310	-\$0.0341	\$2.7469	-\$0.0182	\$2.6943	-\$0.0257	-\$9.05	-\$14.30
4/10	\$2.8651	-\$0.0773	\$2.7651	-\$0.0781	\$2.7200	-\$0.0756	-\$10.20	-\$14.70
4/9	\$2.9424	\$0.0331	\$2.8432	\$0.0464	\$2.7956	\$0.0513	-\$10.30	-\$15.05

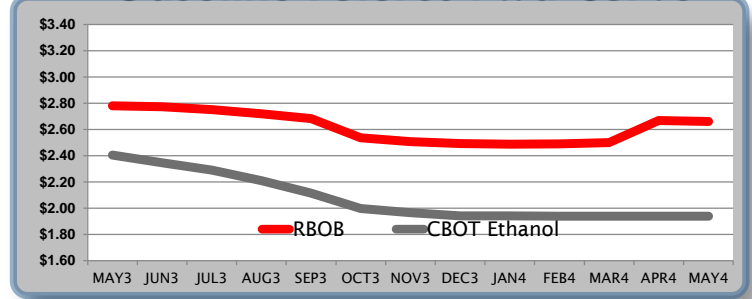
RBOB Technicals

Indicator	Direction	Resistance
MACD	Bearish	3.2672 March High
Stochastics	Oversold	2.8980 14 Day MA
RSI	Bearish	2.7036 April Low
ADX	Bearish	2.6915 2013 Low
Momentum	Bearish	Support
Bias:	Bearish	

Gasoline History



Gasoline Futures Fwd Curve



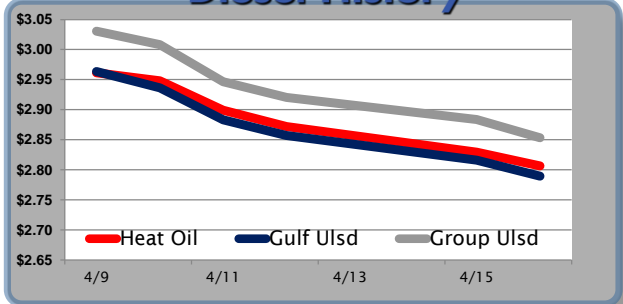
Diesel

	Heat Oil	Change	Gulf Ulstd	Change	Group Ulstd	Change	Gulf Basis	Group Basis
							(cents per gallon)	
4/17	\$2.7733	-\$0.0332	\$2.7563		\$2.8203			
4/16	\$2.8065	-\$0.0227	\$2.7895	-\$0.0267	\$2.8535	-\$0.0302	-\$1.70	\$4.70
4/15	\$2.8292	-\$0.0426	\$2.8162	-\$0.0411	\$2.8837	-\$0.0366	-\$1.30	\$5.55
4/12	\$2.8718	-\$0.0273	\$2.8573	-\$0.0258	\$2.9203	-\$0.0263	-\$1.45	\$4.75
4/11	\$2.8991	-\$0.0488	\$2.8831	-\$0.0533	\$2.9466	-\$0.0618	-\$1.60	\$4.85
4/10	\$2.9479	-\$0.0134	\$2.9364	-\$0.0269	\$3.0084	-\$0.0224	-\$1.15	\$5.95
4/9	\$2.9613	\$0.0076	\$2.9633	\$0.0046	\$3.0308	\$0.0046	\$0.20	\$7.05

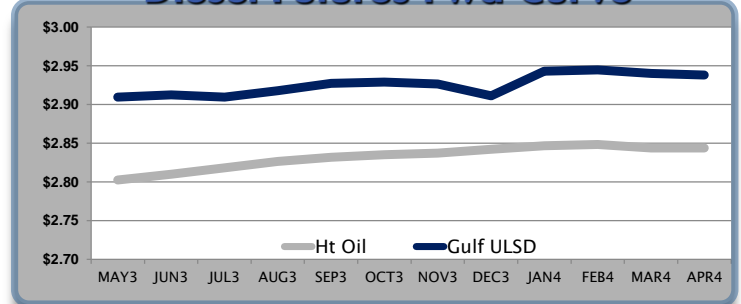
HO Technicals

Indicator	Direction	Resistance
MACD	Bearish	3.1044 April High
Stochastics	Bearish	3.0255 200 Day MA
RSI	Bearish	2.7704 April Low
ADX	Bearish	2.7 Prior Support
Momentum	Bearish	Support
Bias:	Bearish	

Diesel History



Diesel Futures Fwd Curve



Crude

	WTI	Change	Brent	Change	Group / WCS
4/17	\$87.58	-\$1.14	\$98.72	-\$1.19	
4/16	\$88.72	\$0.01	\$99.91	-\$0.48	
4/15	\$88.71	-\$2.58	\$100.39	-\$2.72	
4/12	\$91.29	-\$2.22	\$103.11	-\$1.16	
4/11	\$93.51	-\$1.13	\$104.27	-\$1.52	

	Vs WTI				Vs Brent				Group / WCS
	Gulf Gas	Gulf Diesel	3/2/1	5/3/2	Gulf Gas	Gulf Diesel	3/2/1	5/3/2	3/2/1
4/17	\$26.75	\$28.44	\$27.31	\$27.43	\$15.56	\$17.25	\$16.12	\$16.24	36.31
4/16	\$25.50	\$29.57	\$26.85	\$27.13	\$13.82	\$17.89	\$15.17	\$15.45	36.12
4/12	\$23.73	\$28.72	\$25.39	\$25.72	\$11.91	\$16.90	\$13.57	\$13.90	39.71
4/11	\$21.86	\$27.58	\$23.77	\$24.15	\$11.10	\$16.82	\$13.01	\$13.39	41.88

Refinery Margins

Economic Indicators

Commodity Futures

	Settle	Change		Settle	Change
S&P 500	1,575	22.21	Ethanol	2.404	0.033
DJIA	14,757	157.58	NatGas	4.203	0.04
Nasdaq	3,265	48.14	Gold	1,389	2.30
EUR/USD	1.3127	-0.0049	Silver	2,310	-52.20
USD Index	82.19	0.44	Copper	321.90	-8.75
US Treasury 10 Year Yld	1.71%	-0.01	FCOJ	148.15	-0.95
Spanish 10 Year Yld	4.67%	-0.02	Corn	661.50	-1.75
S&P Volatility Index (VIX)	13.96	-3.31	Soy	1,413	1.50
Baltic Dry Freight Index	880	4.00	Wheat	700.00	-3.50

Gulf Coast ULSD Fwd Price Indication

Indicative forward prices for ULSD at Gulf Coast area terminals. Prices are estimates only.

Del. Month	Price	Differential	3 Mo. Avg.	6 Mo. Avg
MAY3	\$2.9097	\$0.1072		
JUN3	\$2.9125	\$0.1025		
JUL3	\$2.9098	\$0.0915	\$2.9107	
AUG3	\$2.9179	\$0.0915		
SEP3	\$2.9276	\$0.0955		
OCT3	\$2.9291	\$0.0940	\$2.9249	\$2.9178
NOV3	\$2.9265	\$0.0891		
DEC3	\$2.9113	\$0.0692		
JAN4	\$2.9432	\$0.0966	\$2.9270	
FEB4	\$2.9446	\$0.0962		
MAR4	\$2.9403	\$0.0964		
APR4	\$2.9383	\$0.1065	\$2.9411	\$2.9340
12 Month Avg	\$2.9259	\$0.0947		

*SOURCES: Nymex, CBOT, NYSE, ICE, NASDAQ, CME Group, CBOE, Reuters. Prices delayed.

Disclaimer: The information contained herein is derived from multiple sources believed to be reliable. However, this information is not guaranteed as to its accuracy or completeness. No responsibility is assumed for use of this material and no express or implied warranties or guarantees are made. This material and any view or comment expressed herein are provided for informational purposes only and should not be construed in any way as an inducement or recommendation to buy or sell products, commodity futures or options contracts.