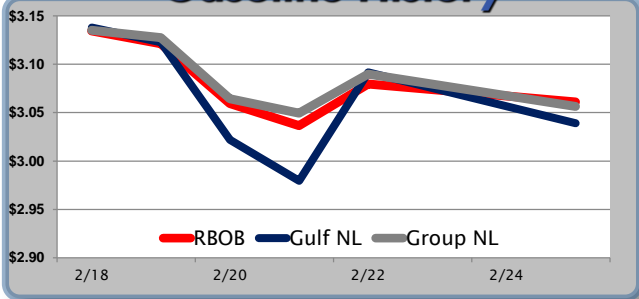


Gasoline

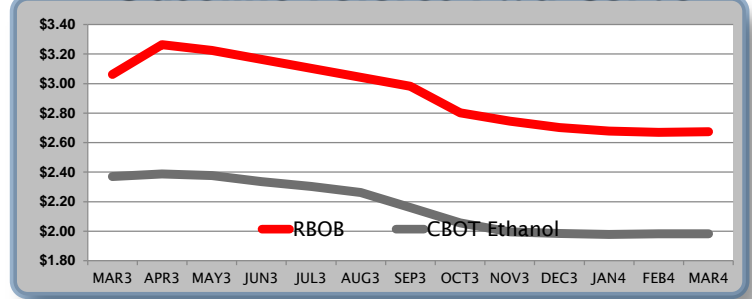
	RBOB	Change	Gulf NL	Change	Group NL	Change	Gulf Basis	Group Basis
							(cents per gallon)	
2/26	\$2.9888	-\$0.0723	\$2.9667		\$2.9841			
2/25	\$3.0611	-\$0.0185	\$3.0390	-\$0.0528	\$3.0564	-\$0.0333	-\$1.75	\$0.00
2/22	\$3.0796	\$0.0431	\$3.0918	\$0.1123	\$3.0897	\$0.0403	\$0.15	\$0.05
2/21	\$3.0365	-\$0.0230	\$2.9795	-\$0.0422	\$3.0494	-\$0.0150	-\$6.45	\$0.45
2/20	\$3.0595	-\$0.0617	\$3.0218	-\$0.1009	\$3.0644	-\$0.0631	-\$3.58	\$0.70
2/19	\$3.1212	-\$0.0133	\$3.1226	-\$0.0152	\$3.1275	-\$0.0077	\$0.05	\$0.55
2/18	\$3.1345	\$0.0179	\$3.1378	\$0.0812	\$3.1352	\$0.0236	-\$1.30	-\$1.55

RBOB Technicals			Resistance	
Indicator	Direction			
MACD	Topping		3.2050	Aug High
Stochastics	Bearish		3.1691	Feb High
RSI	Topping		2.9618	Feb Low
ADX	Neutral		2.8425	200 Day MA
Momentum	Bearish			Support
Bias:	Neutral			

Gasoline History



Gasoline Futures Fwd Curve

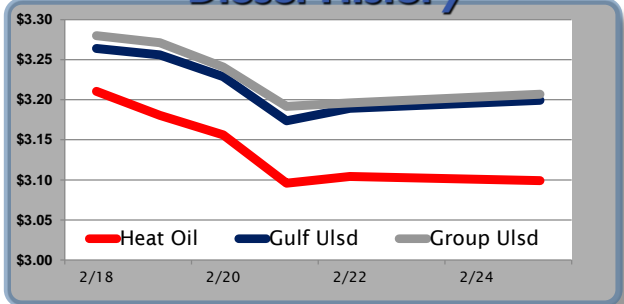


Diesel

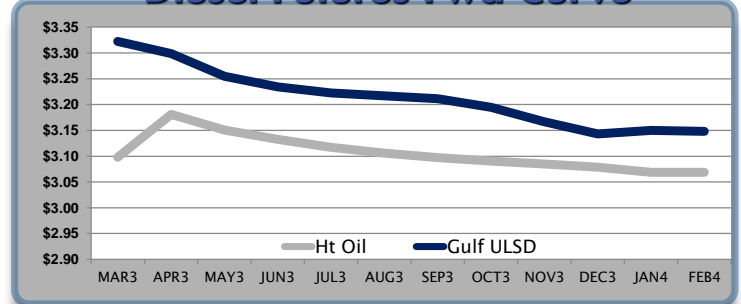
	Heat Oil	Change	Gulf Ulstd	Change	Group Ulstd	Change	Gulf Basis	Group Basis
							(cents per gallon)	
2/26	\$3.0587	-\$0.0402	\$3.1592		\$3.1667			
2/25	\$3.0989	-\$0.0053	\$3.1994	\$0.0102	\$3.2069	\$0.0107	\$10.05	\$10.80
2/22	\$3.1042	\$0.0085	\$3.1892	\$0.0155	\$3.1962	\$0.0045	\$8.50	\$9.30
2/21	\$3.0957	-\$0.0606	\$3.1737	-\$0.0551	\$3.1917	-\$0.0491	\$7.80	\$9.50
2/20	\$3.1563	-\$0.0243	\$3.2288	-\$0.0273	\$3.2408	-\$0.0303	\$7.25	\$8.55
2/19	\$3.1806	-\$0.0298	\$3.2561	-\$0.0078	\$3.2711	-\$0.0088	\$7.55	\$8.95
2/18	\$3.2104	-\$0.0133	\$3.2639	-\$0.0148	\$3.2799	-\$0.0113	\$5.35	\$7.05

HO Technicals			Resistance	
Indicator	Direction			
MACD	Topping		3.265	Oct. High
Stochastics	Oversold		3.2575	Jan High
RSI	Bearish		3.0569	Bollinger Band
ADX	Neutral		2.9866	200 Day MA
Momentum	Bearish			Support
Bias:	Neutral			

Diesel History



Diesel Futures Fwd Curve



Crude

	WTI	Change	Brent	Change	Vs WTI				Vs Brent				Group / WCS	
					Gulf Gas	Gulf Diesel	3/2/1	5/3/2	Gulf Gas	Gulf Diesel	3/2/1	5/3/2	3/2/1	
2/26	\$92.42	-\$0.69	\$113.40	-\$1.04										
2/25	\$93.11	-\$0.02	\$114.44	\$0.34	\$34.53	\$41.26	\$36.77	\$37.22	\$13.20	\$19.93	\$15.44	\$15.89	51.54	
2/22	\$93.13	\$0.29	\$114.10	\$0.57	\$36.73	\$40.82	\$38.09	\$38.36	\$15.76	\$19.85	\$17.12	\$17.39	52.47	
2/21	\$92.84	-\$1.62	\$113.53	-\$2.07	\$32.30	\$40.46	\$35.02	\$35.56	\$11.61	\$19.77	\$14.33	\$14.87	53.58	
2/20	\$94.46	-\$2.20	\$115.60	-\$1.92	\$32.45	\$41.15	\$35.35	\$35.93	\$11.31	\$20.01	\$14.21	\$14.79	56.36	

Refinery Margins

Economic Indicators

Commodity Futures

	Settle	Change		Settle	Change
S&P 500	1,488	-27.75	Ethanol	2.371	0.008
DJIA	13,784	-216.40	NatGas	3.425	0.01
Nasdaq	3,116	-45.57	Gold	1,589	2.80
EUR/USD	1.3069	0.0007	Silver	2,898	0.00
USD Index	81.80	0.13	Copper	351.95	-2.15
US Treasury 10 Year Yld	1.87%	0.01	FCOJ	129.35	0.65
Spanish 10 Year Yld	5.35%	0.00	Corn	697.50	4.00
S&P Volatility Index (VIX)	18.99	4.82	Soy	1,447	-4.75
Baltic Dry Freight Index	741	-2.00	Wheat	697.75	-1.50

Gulf Coast ULSD Fwd Price Indication

Indicative forward prices for ULSD at Gulf Coast area terminals. Prices are estimates only.

Del. Month	Price	Differential	3 Mo. Avg.	
			3 Mo. Avg.	6 Mo. Avg.
MAR3	\$3.3226	\$0.2245		
APR3	\$3.2987	\$0.1176		
MAY3	\$3.2548	\$0.1041	\$3.2920	
JUN3	\$3.2341	\$0.1015		
JUL3	\$3.2224	\$0.1054		
AUG3	\$3.2172	\$0.1114	\$3.2246	\$3.2583
SEP3	\$3.2113	\$0.1141		
OCT3	\$3.1946	\$0.1041		
NOV3	\$3.1665	\$0.0816	\$3.1908	
DEC3	\$3.1429	\$0.0641		
JAN4	\$3.1501	\$0.0812		
FEB4	\$3.1481	\$0.0815	\$3.1470	\$3.1689
12 Month Avg	\$3.2136	\$0.1076		

*SOURCES: Nymex, CBOT, NYSE, ICE, NASDAQ, CME Group, CBOE, Reuters. Prices delayed.

Disclaimer: The information contained herein is derived from multiple sources believed to be reliable. However, this information is not guaranteed as to its accuracy or completeness. No responsibility is assumed for use of this material and no express or implied warranties or guarantees are made. This material and any view or comment expressed herein are provided for informational purposes only and should not be construed in any way as an inducement or recommendation to buy or sell products, commodity futures or options contracts.