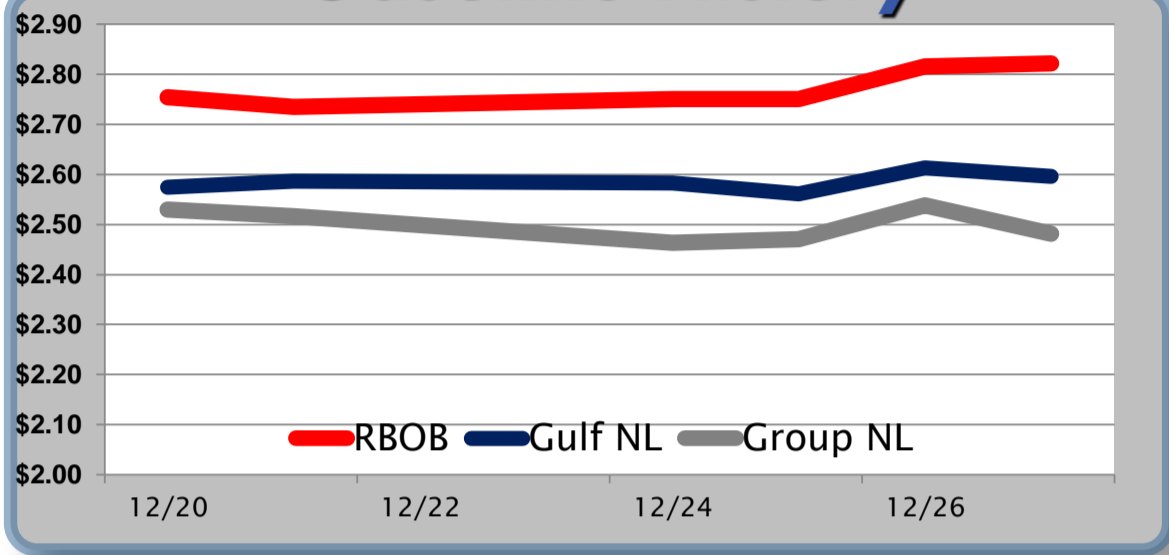


Gasoline

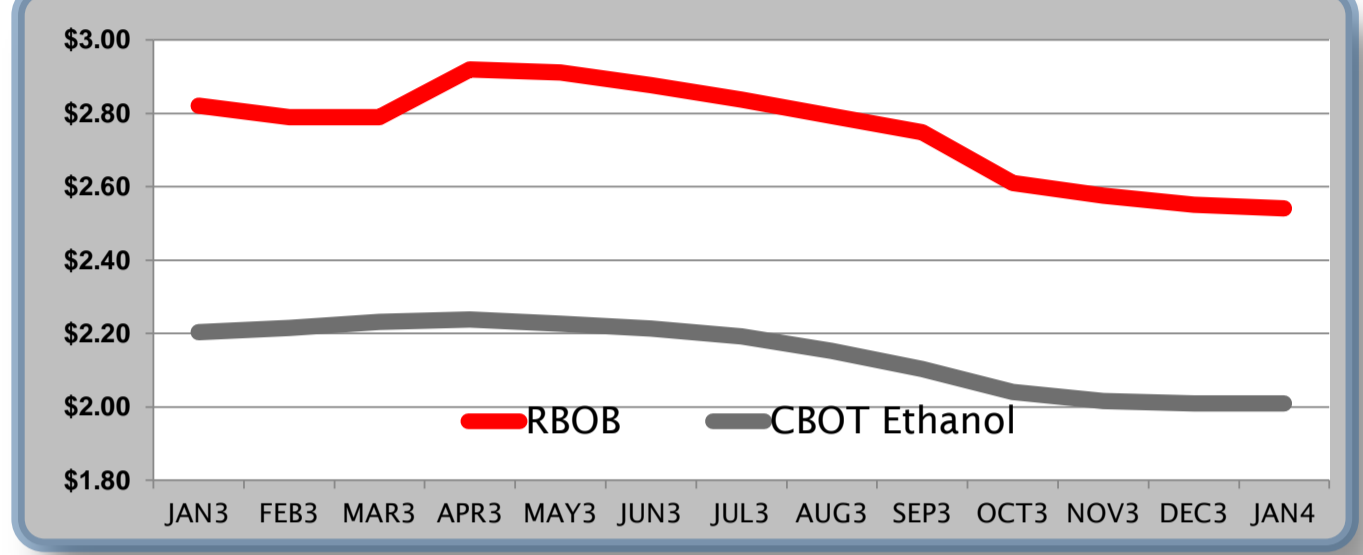
	RBOB	Change	Gulf NL	Change	Group NL	Change	Gulf Basis	Group Basis
12/28	\$2.8212	-\$0.0001	\$2.5955		\$2.4819			
12/27	\$2.8213	\$0.0055	\$2.5956	-\$0.0177	\$2.4820	-\$0.0565	-\$23.65	-\$35.00
12/26	\$2.8158	\$0.0652	\$2.6133	\$0.0519	\$2.5385	\$0.0679	-\$20.83	-\$28.20
12/25	\$2.7506	\$0.0000	\$2.5614	-\$0.0216	\$2.4706	\$0.0077	-\$18.88	-\$28.05
12/24	\$2.7506	\$0.0159	\$2.5830	-\$0.0033	\$2.4629	-\$0.0533	-\$18.98	-\$28.05
12/21	\$2.7347	-\$0.0196	\$2.5863	\$0.0119	\$2.5162	-\$0.0131	-\$15.95	-\$27.95
12/20	\$2.7543	\$0.0634	\$2.5744	\$0.1160	\$2.5293	\$0.0634	-\$17.05	-\$24.05

RBOB Technicals		
Indicator	Direction	Resistance
MACD	Bullish	2.8430 100 Day MA
Stochastics	Overbought	2.8392 Dec High
RSI	Bullish	2.7860 Trendline
ADX	Bullish	2.7077 14 Day MA
Momentum	Bullish	Support
Bias:	Bullish	

Gasoline History



Gasoline Futures Fwd Curve

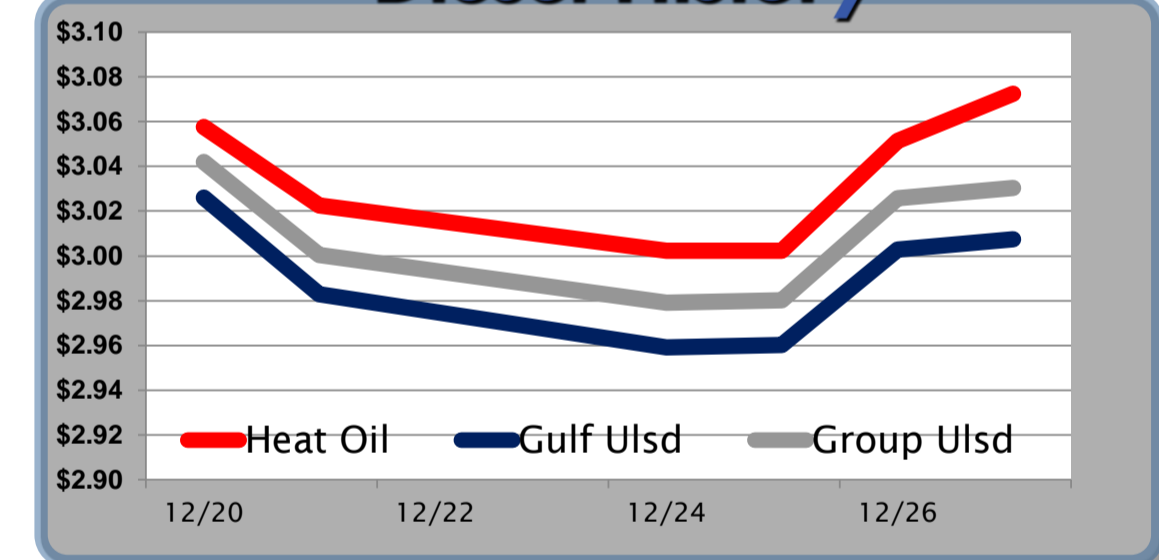


Diesel

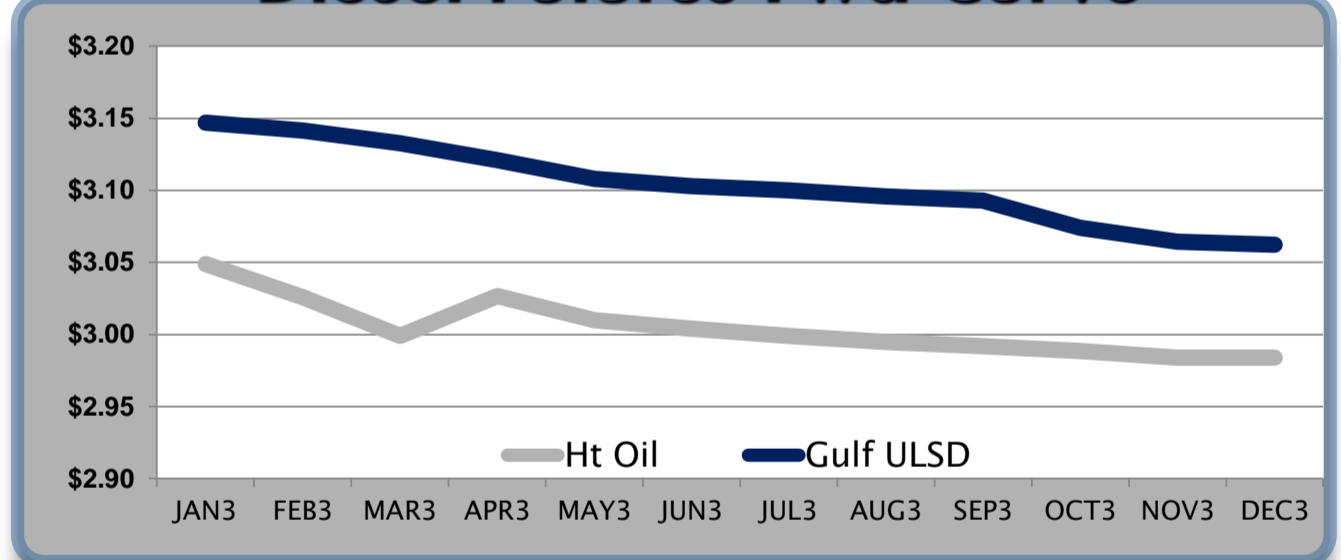
	Heat Oil	Change	Gulf Ulstd	Change	Group Ulstd	Change	Gulf Basis	Group Basis
12/28	\$3.0709	-\$0.0014	\$3.0059		\$3.0289			
12/27	\$3.0723	\$0.0210	\$3.0073	\$0.0045	\$3.0303	\$0.0045	-\$6.50	-\$4.20
12/26	\$3.0513	\$0.0491	\$3.0028	\$0.0426	\$3.0258	\$0.0456	-\$4.85	-\$2.45
12/25	\$3.0022	\$0.0000	\$2.9602	\$0.0010	\$2.9802	\$0.0010	-\$4.20	-\$2.30
12/24	\$3.0022	-\$0.0202	\$2.9592	-\$0.0237	\$2.9792	-\$0.0212	-\$4.30	-\$2.20
12/21	\$3.0224	-\$0.0351	\$2.9829	-\$0.0431	\$3.0004	-\$0.0416	-\$3.95	-\$2.30
12/20	\$3.0575	\$0.0610	\$3.0260	\$0.1095	\$3.0420	\$0.0680	-\$3.15	-\$1.45

HO Technicals		
Indicator	Direction	Resistance
MACD	Bullish	3.0967 Dec High
Stochastics	Overbought	3.078 100 Day MA
RSI	Neutral	2.9953 200 Day MA
ADX	Bullish	2.8936 Dec Low
Momentum	Bullish	Support
Bias:	Neutral	

Diesel History



Diesel Futures Fwd Curve



Crude

	WTI	Change	Brent	Change	Vs WTI				Vs Brent				Group / WCS
					Gulf Gas	Gulf Diesel	3/2/1	5/3/2	Gulf Gas	Gulf Diesel	3/2/1	5/3/2	3/2/1
12/28	\$91.05	\$0.18	\$110.67	-\$0.13	\$18.15	\$35.44	\$23.91	\$25.06	-\$1.78	\$15.51	\$3.98	\$5.13	32.98
12/27	\$90.87	-\$0.11	\$110.80	-\$0.27	\$18.78	\$35.14	\$24.23	\$25.32	-\$1.31	\$15.05	\$4.14	\$5.23	34.65
12/26	\$90.98	\$2.37	\$111.07	\$2.27	\$18.97	\$35.72	\$24.55	\$25.67	-\$1.22	\$15.53	\$4.36	\$5.48	34.41
12/25	\$88.61	\$0.00	\$108.80	-\$0.17	\$19.88	\$35.68	\$25.14	\$26.20	-\$0.48	\$15.32	\$4.78	\$5.84	35.86
12/24	\$88.61	-\$0.05	\$108.97	-\$1.23									

Refinery Margins

Economic Indicators

Commodity Futures

	Settle	Change		Settle	Change
S&P 500	1,418	-1.73	Ethanol	2.203	-0.003
DJIA	13,096	-18.28	NatGas	3.399	-0.01
Nasdaq	2,986	-4.25	Gold	1,658	-5.20
EUR/USD	1.3205	-0.0030	Silver	3,012	-6.90
USD Index	79.70	0.08	Copper	357.70	-1.30
US Treasury 10 Year Yld	1.70%	-0.03	FCOJ	130.30	-0.30
Spanish 10 Year Yld	5.30%	-0.03	Corn	693.25	1.75
S&P Volatility Index (VIX)	19.47	-0.01	Soy	1,425	6.25
Baltic Dry Freight Index	699	-1.00	Wheat	782.25	10.00

Gulf Coast ULSD Fwd Price Indication

Indicative forward prices for ULSD at Gulf Coast area terminals. Prices are estimates only.

Del. Month	Price	Differential	3 Mo. Avg.	6 Mo. Avg
JAN3	\$3.1471	\$0.0982		
FEB3	\$3.1416	\$0.1157		
MAR3	\$3.1328	\$0.1339	\$3.1405	
APR3	\$3.1209	\$0.0941		
MAY3	\$3.1080	\$0.0980		
JUN3	\$3.1030	\$0.0990	\$3.1106	\$3.1256
JUL3	\$3.1001	\$0.1011		
AUG3	\$3.0960	\$0.1010		
SEP3	\$3.0929	\$0.1010	\$3.0963	
OCT3	\$3.0740	\$0.0853		
NOV3	\$3.0644	\$0.0804		
DEC3	\$3.0624	\$0.0754	\$3.0669	\$3.0816
12 Month Avg	\$3.1036	\$0.0986		

*SOURCES: Nymex, CBOT, NYSE, ICE, NASDAQ, CME Group, CBOE, Reuters. Prices delayed.

Disclaimer: The information contained herein is derived from multiple sources believed to be reliable. However, this information is not guaranteed as to its accuracy or completeness. No responsibility is assumed for use of this material and no express or implied warranties or guarantees are made. This material and any view or comment expressed herein are provided for informational purposes only and should not be construed in any way as an inducement or recommendation to buy or sell products, commodity futures or options contracts.