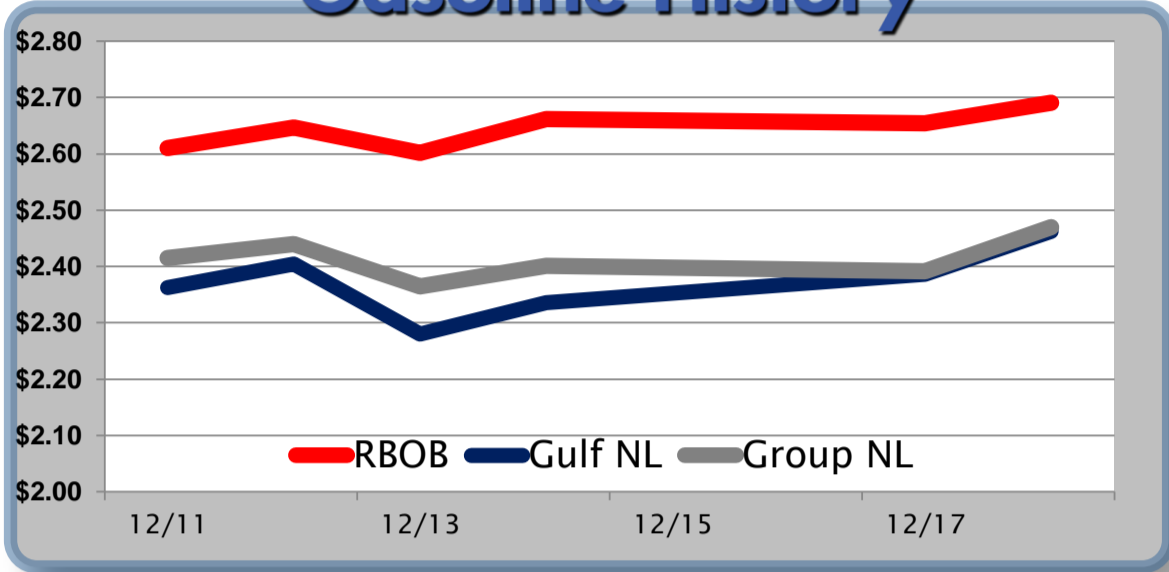


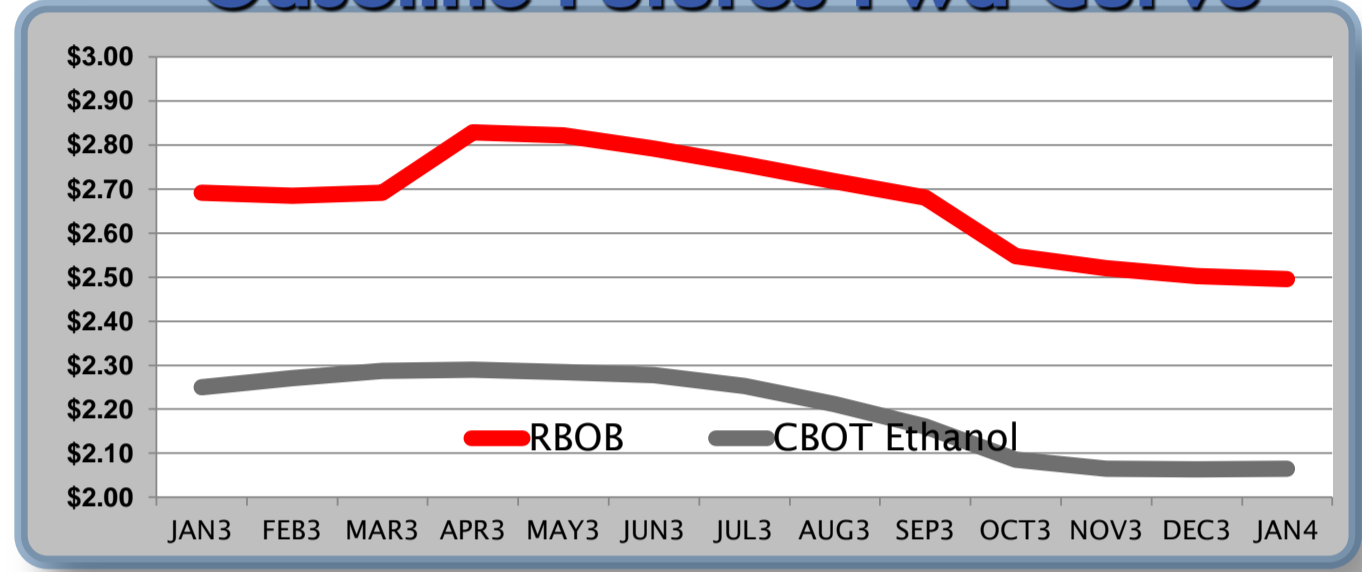
Gasoline

	RBOB	Change	Gulf NL	Change	Group NL	Change	Gulf Basis	Group Basis	RBOB Technicals		
							(cents per gallon)		Indicator	Direction	Resistance
12/19	\$2.7125	\$0.0216	\$2.4842		\$2.4916				MACD	Neutral	2.8503 100 Day MA
12/18	\$2.6909	\$0.0363	\$2.4626	\$0.0763	\$2.4700	\$0.0788	-\$23.25	-\$22.50	Stochastics	Bullish	2.7627 Dec High
12/17	\$2.6546	-\$0.0075	\$2.3863	\$0.0504	\$2.3912	-\$0.0096	-\$27.55	-\$26.95	RSI	Neutral	2.5893 Dec Low
12/14	\$2.6621	\$0.0600	\$2.3359	\$0.0561	\$2.4008	\$0.0361	-\$32.95	-\$26.55	ADX	Neutral	2.5524 Nov Low
12/13	\$2.6021	-\$0.0444	\$2.2798	-\$0.1249	\$2.3647	-\$0.0749	-\$32.55	-\$24.05	Momentum	Bearish	Support
12/12	\$2.6465	\$0.0360	\$2.4047	\$0.0420	\$2.4396	\$0.0250	-\$24.45	-\$20.95	Bias:	Neutral	
12/11	\$2.6105	\$0.0124	\$2.3627	\$0.0646	\$2.4146	-\$0.0135	-\$25.30	-\$20.10			

Gasoline History



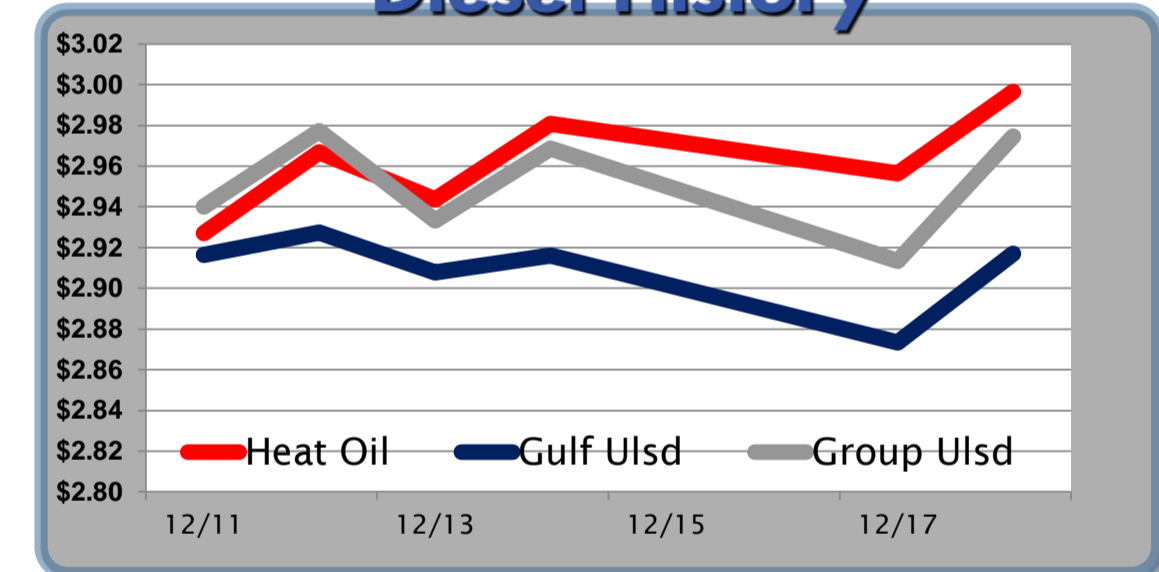
Gasoline Futures Fwd Curve



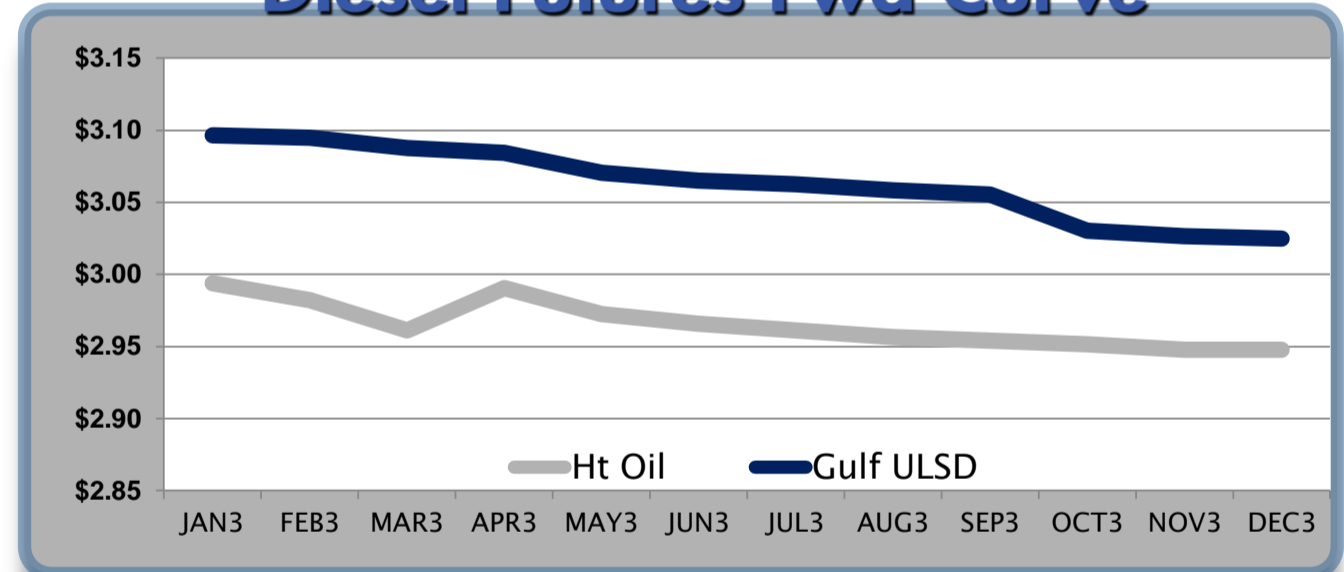
Diesel

	Heat Oil	Change	Gulf Ulstd	Change	Group Ulstd	Change	Gulf Basis	Group Basis	HO Technicals		
							(cents per gallon)		Indicator	Direction	Resistance
12/19	\$3.0226	\$0.0261	\$2.9431		\$3.0006				MACD	Neutral	3.093 Nov. High
12/18	\$2.9965	\$0.0402	\$2.9170	\$0.0437	\$2.9745	\$0.0612	-\$7.95	-\$2.20	Stochastics	Bullish	3.0015 200 Day MA
12/17	\$2.9563	-\$0.0244	\$2.8733	-\$0.0429	\$2.9133	-\$0.0554	-\$8.30	-\$4.20	RSI	Neutral	2.8936 Dec Low
12/14	\$2.9807	\$0.0370	\$2.9162	\$0.0085	\$2.9687	\$0.0355	-\$6.45	-\$1.30	ADX	Bullish	2.7985 July Low
12/13	\$2.9437	-\$0.0231	\$2.9077	-\$0.0196	\$2.9332	-\$0.0441	-\$3.60	-\$0.95	Momentum	Neutral	Support
12/12	\$2.9668	\$0.0398	\$2.9273	\$0.0108	\$2.9773	\$0.0373	-\$3.95	\$0.95	Bias:	Neutral	
12/11	\$2.9270	\$0.0308	\$2.9165	\$0.0303	\$2.9400	\$0.0238	-\$1.05	\$1.40			

Diesel History



Diesel Futures Fwd Curve



Crude

	WTI	Change	Brent	Change	Vs WTI				Vs Brent				Group / WCS
					Gulf Gas	Gulf Diesel	3/2/1	5/3/2	Gulf Gas	Gulf Diesel	3/2/1	5/3/2	3/2/1
12/19	\$88.32	\$0.39	\$109.76	\$0.92	\$15.50	\$34.58	\$21.86	\$23.13	-\$5.41	\$13.67	\$0.95	\$2.22	31.86
12/18	\$87.93	\$0.73	\$108.84	\$1.20	\$15.02	\$33.48	\$19.84	\$21.21	-\$7.42	\$13.04	-\$0.60	\$0.77	28.95
12/17	\$87.20	\$0.47	\$107.64	-\$1.51	\$13.02	\$33.75	\$19.50	\$21.13	-\$11.04	\$13.33	-\$2.92	-\$1.29	32.29
12/14	\$86.73	\$0.84	\$109.15	\$1.24	\$11.38	\$35.75	\$19.50	\$21.13	-\$12.16	\$14.21	-\$3.37	-\$1.61	32.47
12/13	\$85.89	-\$0.88	\$107.91	-\$1.59	\$9.86	\$36.23	\$18.65	\$20.41					

Refinery Margins

Economic Indicators

Commodity Futures

	Settle	Change		Settle	Change
S&P 500	1,447	16.43	Ethanol	2.250	-0.022
DJIA	13,351	115.57	NatGas	3.308	-0.11
Nasdaq	3,055	43.93	Gold	1,669	-0.50
EUR/USD	1.3293	0.0064	Silver	3,146	-14.00
USD Index	79.05	-0.31	Copper	362.20	-1.45
US Treasury 10 Year Yld	1.82%	-0.01	FCOJ	139.55	1.55
Spanish 10 Year Yld	5.27%	-0.01	Corn	719.75	-0.25
S&P Volatility Index (VIX)	15.57	-0.77	Soy	1,470	4.00
Baltic Dry Freight Index	743	-23.00	Wheat	818.75	7.50

Gulf Coast ULSD Fwd Price Indication

Indicative forward prices for ULSD at Gulf Coast area terminals. Prices are estimates only.

Del. Month	Price	Differential	3 Mo. Avg.	6 Mo. Avg.
JAN3	\$3.0964	\$0.1025		
FEB3	\$3.0949	\$0.1126		
MAR3	\$3.0877	\$0.1264	\$3.0930	
APR3	\$3.0844	\$0.0941		
MAY3	\$3.0707	\$0.0982		
JUN3	\$3.0651	\$0.0992	\$3.0734	\$3.0832
JUL3	\$3.0625	\$0.1015		
AUG3	\$3.0582	\$0.1016		
SEP3	\$3.0555	\$0.1015	\$3.0587	
OCT3	\$3.0305	\$0.0791		
NOV3	\$3.0267	\$0.0791		
DEC3	\$3.0247	\$0.0791	\$3.0273	\$3.0430
12 Month Avg	\$3.0631	\$0.0979		

*SOURCES: Nymex, CBOT, NYSE, ICE, NASDAQ, CME Group, CBOE, Reuters. Prices delayed.

Disclaimer: The information contained herein is derived from multiple sources believed to be reliable. However, this information is not guaranteed as to its accuracy or completeness. No responsibility is assumed for use of this material and no express or implied warranties or guarantees are made. This material and any view or comment expressed herein are provided for informational purposes only and should not be construed in any way as an inducement or recommendation to buy or sell products, commodity futures or options contracts.