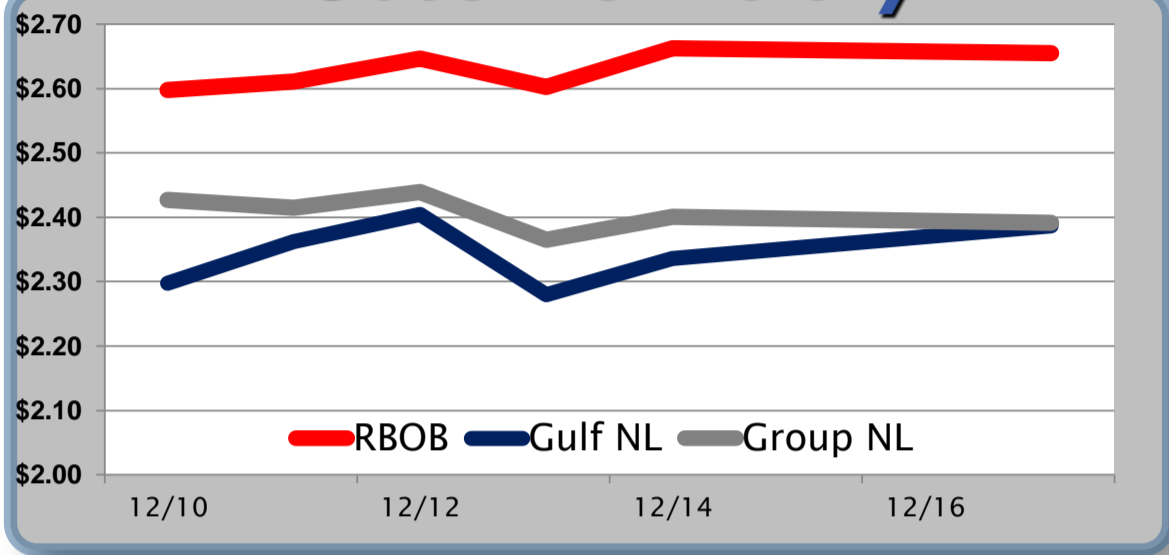


Gasoline

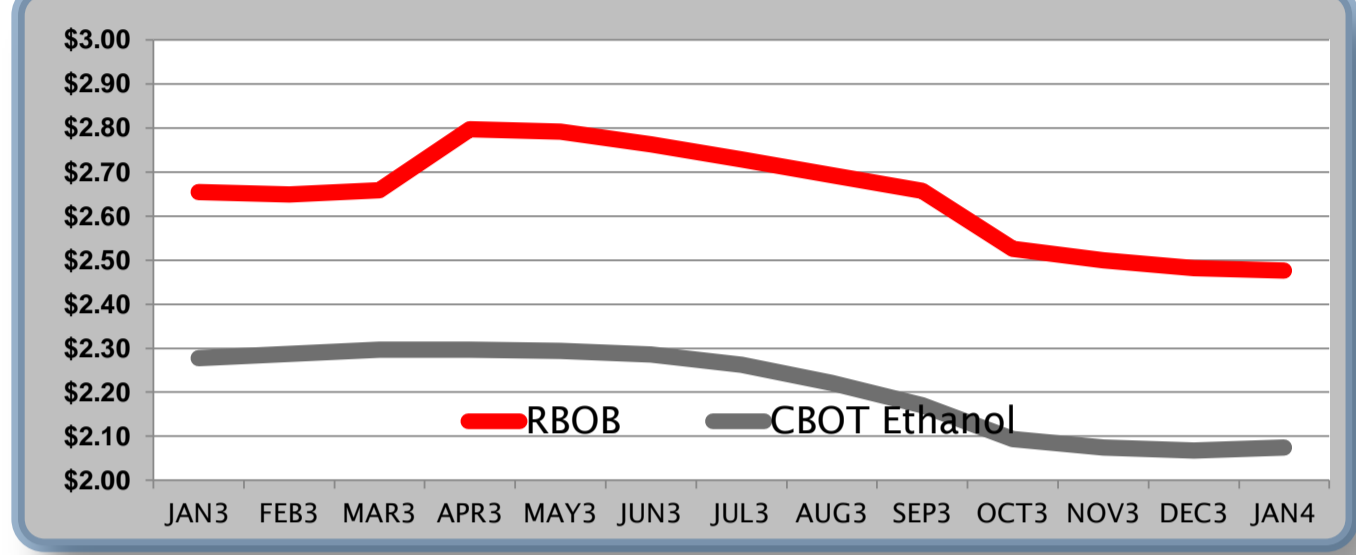
	RBOB	Change	Gulf NL	Change	Group NL	Change	Gulf Basis	Group Basis
12/18	\$2.6769	\$0.0223	\$2.4086		\$2.4135			
12/17	\$2.6546	-\$0.0075	\$2.3863	\$0.0504	\$2.3912	-\$0.0096	-\$27.50	-\$27.00
12/14	\$2.6621	\$0.0600	\$2.3359	\$0.0561	\$2.4008	\$0.0361	-\$33.05	-\$26.45
12/13	\$2.6021	-\$0.0444	\$2.2798	-\$0.1249	\$2.3647	-\$0.0749	-\$32.45	-\$24.05
12/12	\$2.6465	\$0.0360	\$2.4047	\$0.0420	\$2.4396	\$0.0250	-\$24.55	-\$21.05
12/11	\$2.6105	\$0.0124	\$2.3627	\$0.0653	\$2.4146	-\$0.0127	-\$25.20	-\$20.00
12/10	\$2.5981	\$0.0007	\$2.2974	-\$0.0675	\$2.4273	-\$0.0231	-\$30.05	-\$17.05

RBOB Technicals			Resistance	
Indicator	Direction			
MACD	Neutral	2.8525	100 Day MA	
Stochastics	Bullish	2.8016	Nov High	
RSI	Neutral	2.5893	Dec Low	
ADX	Neutral	2.5524	Nov Low	
Momentum	Bearish		Support	
Bias:	Neutral			

Gasoline History



Gasoline Futures Fwd Curve

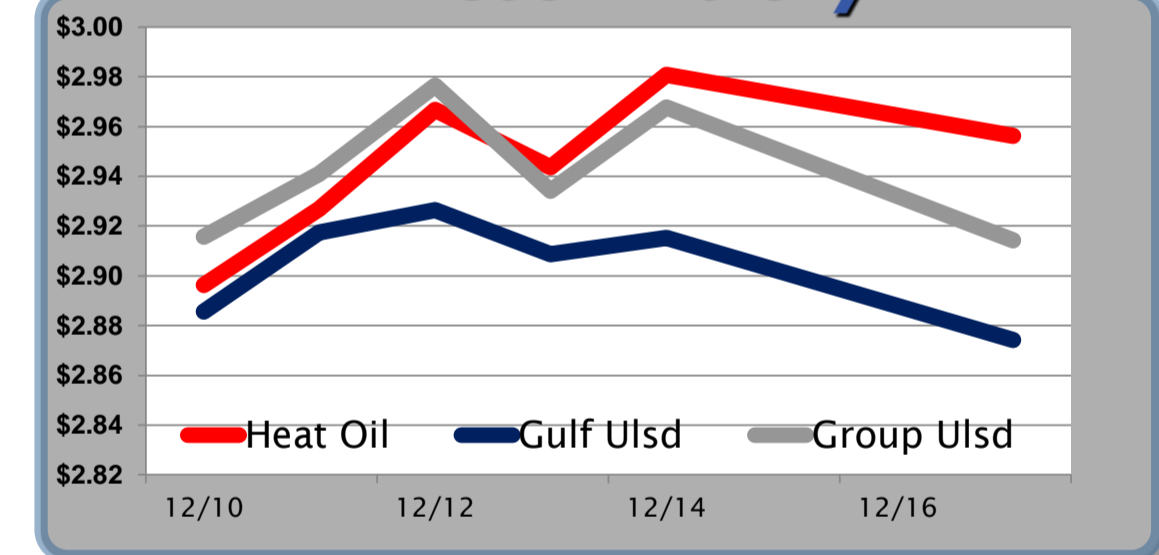


Diesel

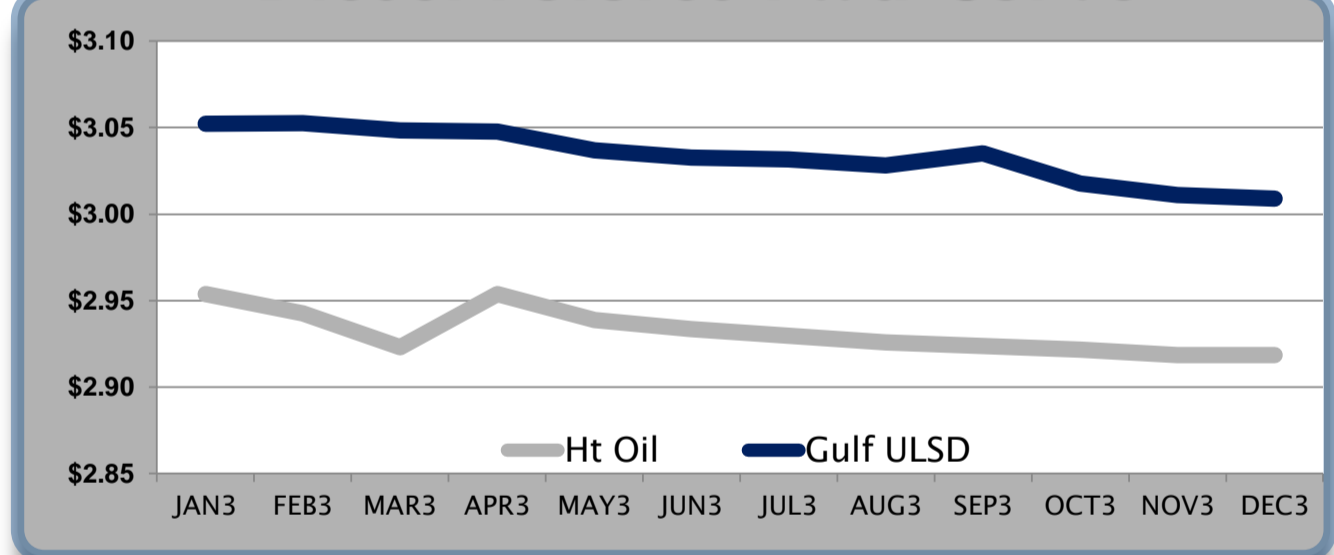
	Heat Oil	Change	Gulf Ulstd	Change	Group Ulstd	Change	Gulf Basis	Group Basis
12/18	\$2.9781	\$0.0218	\$2.8961		\$2.9361			
12/17	\$2.9563	-\$0.0244	\$2.8743	-\$0.0409	\$2.9143	-\$0.0534	-\$8.20	-\$4.20
12/14	\$2.9807	\$0.0370	\$2.9152	\$0.0065	\$2.9677	\$0.0335	-\$6.55	-\$1.20
12/13	\$2.9437	-\$0.0231	\$2.9087	-\$0.0176	\$2.9342	-\$0.0421	-\$3.50	-\$1.05
12/12	\$2.9668	\$0.0398	\$2.9263	\$0.0088	\$2.9763	\$0.0353	-\$4.05	\$1.05
12/11	\$2.9270	\$0.0308	\$2.9175	\$0.0318	\$2.9410	\$0.0253	-\$0.95	\$1.30
12/10	\$2.8962	-\$0.0191	\$2.8857	-\$0.0321	\$2.9157	-\$0.0146	-\$1.05	\$2.05

HO Technicals			Resistance	
Indicator	Direction			
MACD	Neutral	3.093	Nov. High	
Stochastics	Bullish	3.0024	200 Day MA	
RSI	Neutral	2.8936	Dec Low	
ADX	Neutral	2.7985	July Low	
Momentum	Neutral		Support	
Bias:	Neutral			

Diesel History



Diesel Futures Fwd Curve



Crude

	WTI	Change	Brent	Change	Vs WTI				Vs Brent				Group / WCS
					Gulf Gas	Gulf Diesel	3/2/1	5/3/2	Gulf Gas	Gulf Diesel	3/2/1	5/3/2	3/2/1
12/18	\$87.70	\$0.50	\$108.25	\$0.61	\$13.02	\$33.52	\$19.86	\$21.22	-\$7.42	\$13.08	-\$0.58	\$0.78	28.81
12/17	\$87.20	\$0.47	\$107.64	-\$1.51	\$11.38	\$35.71	\$19.49	\$21.11	-\$11.04	\$13.29	-\$2.93	-\$1.31	29.98
12/14	\$86.73	\$0.84	\$109.15	\$1.24	\$9.86	\$36.28	\$18.67	\$20.43	-\$12.16	\$14.26	-\$3.35	-\$1.59	30.80
12/13	\$85.89	-\$0.88	\$107.91	-\$1.59	\$14.23	\$36.13	\$21.53	\$22.99	-\$8.50	\$13.40	-\$1.20	\$0.26	35.17
12/12	\$86.77	\$0.98	\$109.50	\$1.49									

Refinery Margins

Economic Indicators

Commodity Futures

	Settle	Change		Settle	Change
S&P 500	1,430	16.78	Ethanol	2.277	-0.021
DJIA	13,235	100.38	NatGas	3.422	0.06
Nasdaq	3,011	39.27	Gold	1,697	0.00
EUR/USD	1.3183	0.0020	Silver	3,241	20.40
USD Index	79.48	-0.09	Copper	363.95	-0.95
US Treasury 10 Year Yld	1.77%	0.00	FCOJ	138.00	0.10
Spanish 10 Year Yld	5.36%	0.00	Corn	718.25	-5.75
S&P Volatility Index (VIX)	16.34	-0.66	Soy	1,480	-16.75
Baltic Dry Freight Index	743	-23.00	Wheat	803.50	-4.50

Gulf Coast ULSD Fwd Price Indication

Indicative forward prices for ULSD at Gulf Coast area terminals. Prices are estimates only.

Del. Month	Price	Differential	3 Mo. Avg.	6 Mo. Avg.
JAN3	\$3.0521	\$0.0983		
FEB3	\$3.0525	\$0.1098		
MAR3	\$3.0483	\$0.1253	\$3.0510	
APR3	\$3.0478	\$0.0941		
MAY3	\$3.0368	\$0.0980		
JUN3	\$3.0328	\$0.0991	\$3.0391	\$3.0451
JUL3	\$3.0317	\$0.1021		
AUG3	\$3.0282	\$0.1022		
SEP3	\$3.0353	\$0.1114	\$3.0317	
OCT3	\$3.0177	\$0.0959		
NOV3	\$3.0110	\$0.0923		
DEC3	\$3.0090	\$0.0887	\$3.0126	\$3.0222
12 Month Avg	\$3.0336	\$0.1014		

*SOURCES: Nymex, CBOT, NYSE, ICE, NASDAQ, CME Group, CBOE, Reuters. Prices delayed.

Disclaimer: The information contained herein is derived from multiple sources believed to be reliable. However, this information is not guaranteed as to its accuracy or completeness. No responsibility is assumed for use of this material and no express or implied warranties or guarantees are made. This material and any view or comment expressed herein are provided for informational purposes only and should not be construed in any way as an inducement or recommendation to buy or sell products, commodity futures or options contracts.