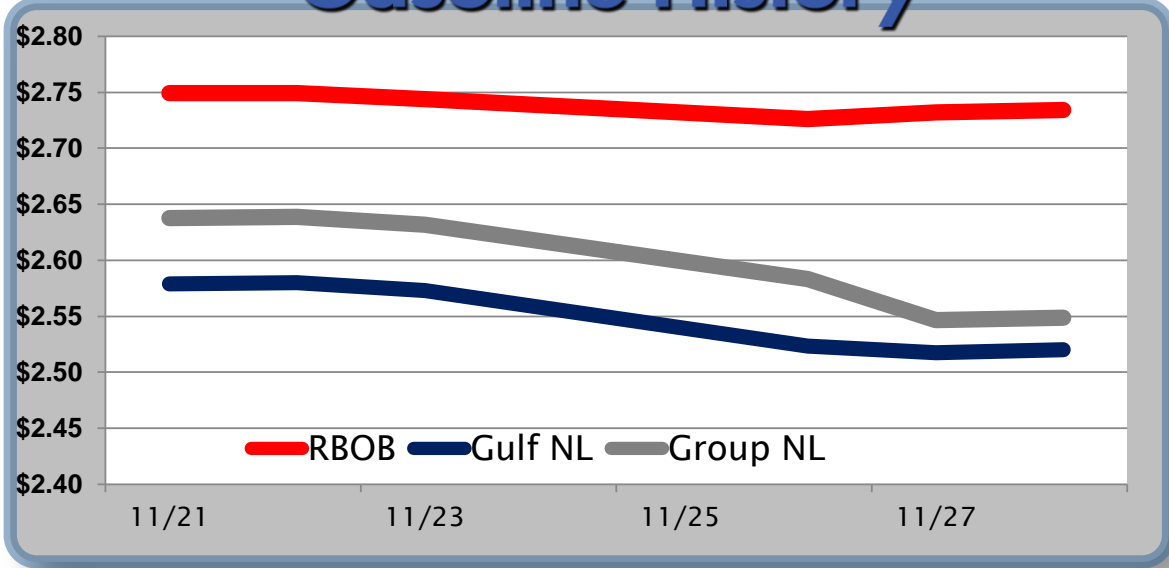


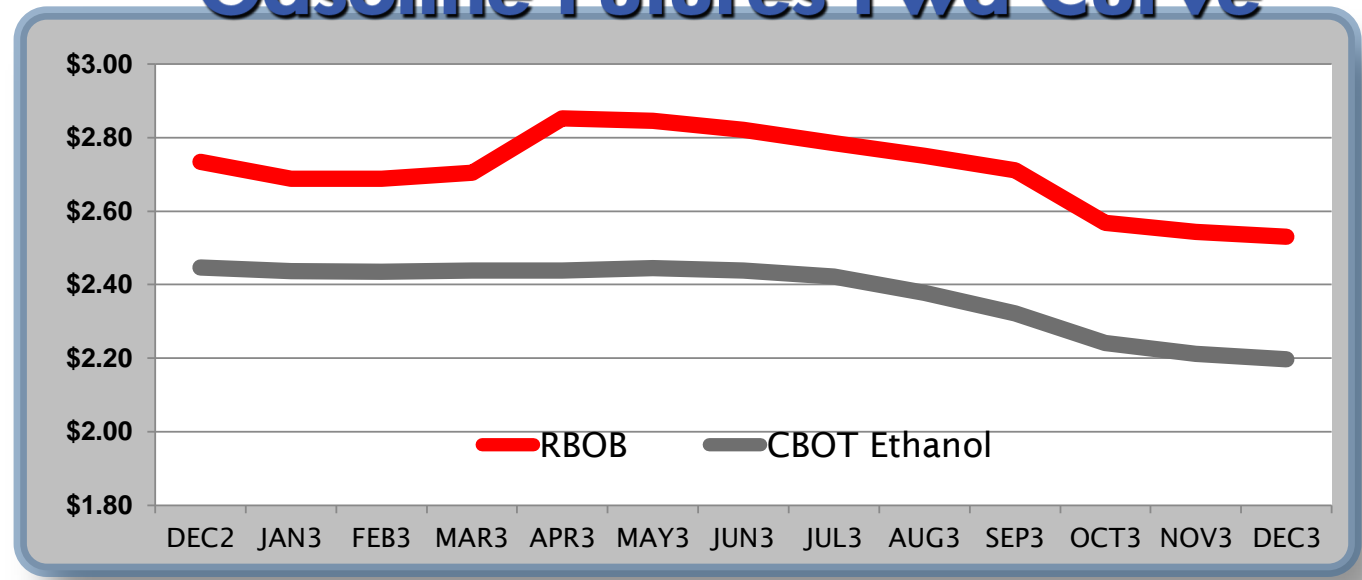
Gasoline

	RBOB	Change	Gulf NL	Change	Group NL	Change	Gulf Basis	Group Basis	RBOB Technicals		
							(cents per gallon)		Indicator	Direction	Resistance
11/29	\$2.7448	\$0.0109	\$2.5308		\$2.5598				MACD	Bearish	2.7523 June High
11/28	\$2.7339	\$0.0018	\$2.5199	\$0.0023	\$2.5489	\$0.0023	-\$24.14	-\$19.30	Stochastics	Oversold	2.6440 14 Day MA
11/27	\$2.7321	\$0.0058	\$2.5176	-\$0.0056	\$2.5466	-\$0.0367	-\$21.45	-\$18.45	RSI	Oversold	2.5376 2012 Low
11/26	\$2.7263	-\$0.0176	\$2.5232	-\$0.0500	\$2.5833	-\$0.0486	-\$20.31	-\$14.40	ADX	Neutral	2.4440 2011 Low
11/23	\$2.7439	-\$0.0056	\$2.5732	-\$0.0066	\$2.6319	-\$0.0066	-\$17.07	-\$11.20	Momentum	Bearish	Support
11/22	\$2.7495	\$0.0000	\$2.5798	\$0.0010	\$2.6385	\$0.0010	-\$16.97	-\$11.10	Bias:	Bearish	
11/21	\$2.7495	-\$0.0050	\$2.5788	-\$0.0357	\$2.6375	\$0.0135	-\$17.07	-\$11.20			

Gasoline History



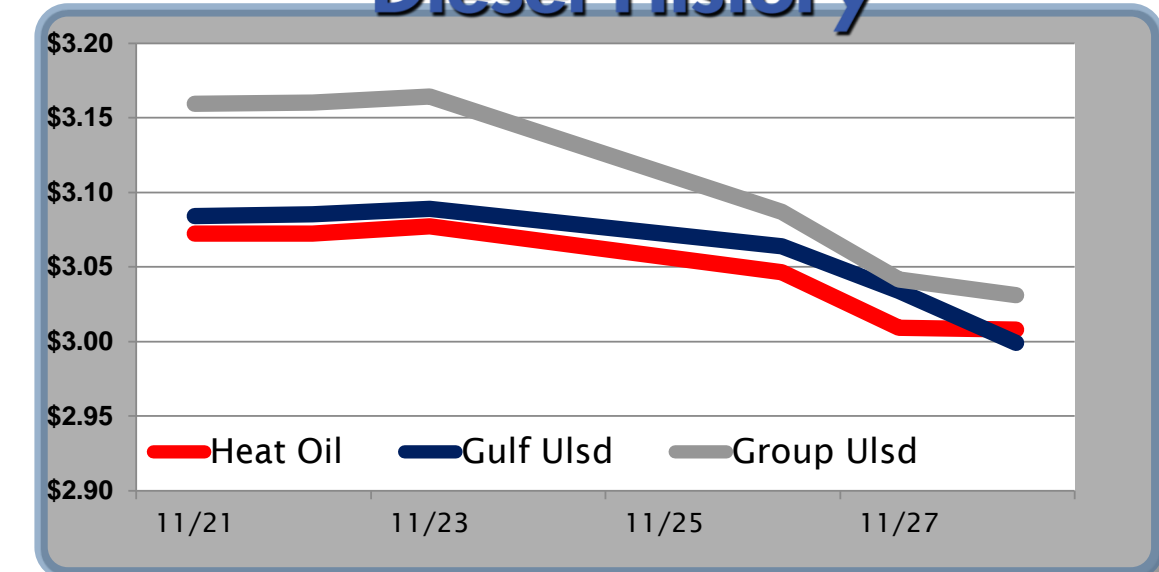
Gasoline Futures Fwd Curve



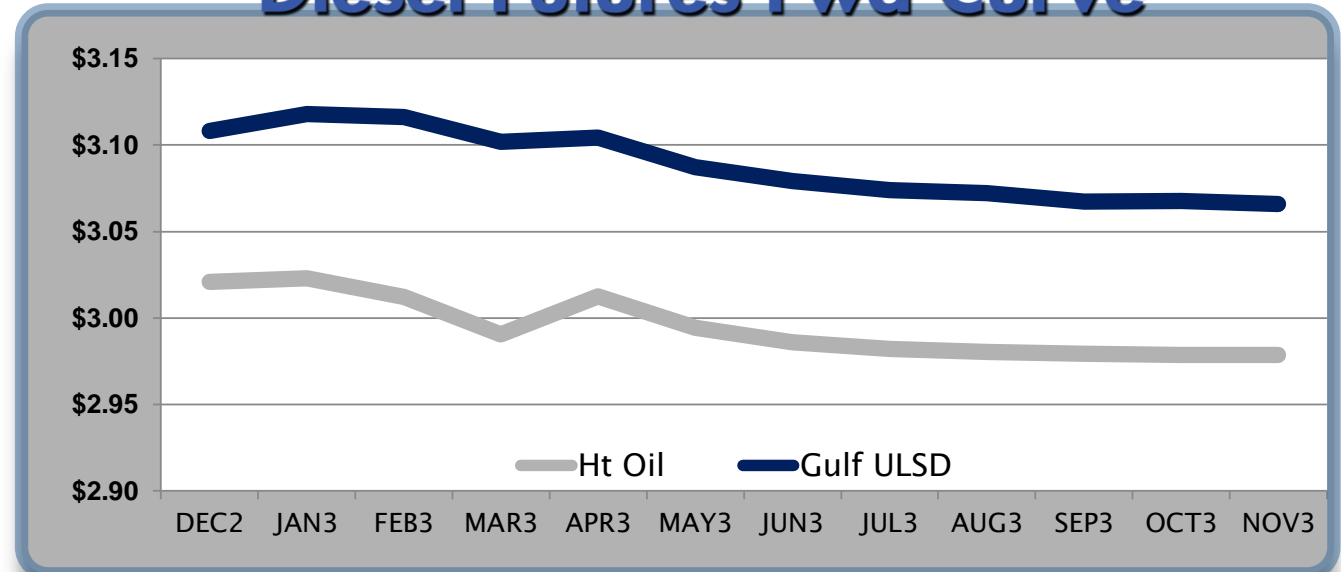
Diesel

	Heat Oil	Change	Gulf Ulstd	Change	Group Ulstd	Change	Gulf Basis	Group Basis	HO Technicals		
							(cents per gallon)		Indicator	Direction	Resistance
11/29	\$3.0333	\$0.0253	\$3.0245		\$3.0563				MACD	Bottoming	2.7428 June High
11/28	\$3.0080	-\$0.0014	\$2.9992	-\$0.0347	\$3.0310	-\$0.0104	-\$0.88	\$2.30	Stochastics	Bearish	2.6122 14 Day MA
11/27	\$3.0094	-\$0.0371	\$3.0339	-\$0.0301	\$3.0414	-\$0.0456	\$2.45	\$3.30	RSI	Oversold	2.51 June Low
11/26	\$3.0465	-\$0.0306	\$3.0640	-\$0.0251	\$3.0870	-\$0.0771	\$1.75	\$3.95	ADX	Neutral	2.4678 2011 Low
11/23	\$3.0771	\$0.0049	\$3.0891	\$0.0039	\$3.1641	\$0.0039	\$1.20	\$8.80	Momentum	Bearish	Support
11/22	\$3.0722	\$0.0000	\$3.0852	\$0.0010	\$3.1602	\$0.0010	\$1.30	\$8.70	Bias:	Neutral	
11/21	\$3.0722	-\$0.0029	\$3.0842	\$0.0221	\$3.1592	\$0.0696	\$1.20	\$8.80			

Diesel History



Diesel Futures Fwd Curve



Crude

	WTI	Change	Brent	Change	Vs WTI				Vs Brent				Group / WCS
					Gulf Gas	Gulf Diesel	3/2/1	5/3/2	Gulf Gas	Gulf Diesel	3/2/1	5/3/2	3/2/1
11/29	\$87.59	\$1.10	\$110.56	\$1.05	\$19.35	\$39.48	\$26.06	\$27.40	-\$3.67	\$16.46	\$3.04	\$4.38	34.86
11/28	\$86.49	-\$0.69	\$109.51	-\$0.36	\$18.56	\$40.24	\$25.79	\$27.23	-\$4.13	\$17.55	\$3.10	\$4.54	35.09
11/27	\$87.18	-\$0.56	\$109.87	-\$1.05	\$18.23	\$40.95	\$25.81	\$27.32	-\$4.95	\$17.77	\$2.63	\$4.14	39.06
11/26	\$87.74	-\$0.54	\$110.92	-\$0.46	\$19.79	\$41.46	\$27.02	\$28.46	-\$3.31	\$18.36	\$3.92	\$5.36	43.18
11/23	\$88.28	\$0.90	\$111.38	\$0.83									

Refinery Margins

Economic Indicators

Commodity Futures

	Settle	Change		Settle	Change
S&P 500	1,410	10.99	Ethanol	2.446	0.008
DJIA	12,985	106.98	NatGas	3.753	-0.05
Nasdaq	2,992	23.99	Gold	1,725	8.20
EUR/USD	1.2997	0.0046	Silver	3,387	18.60
USD Index	80.11	-0.23	Copper	358.20	5.75
US Treasury 10 Year Yld	1.63%	0.00	FCOJ	123.25	-2.80
Spanish 10 Year Yld	5.29%	0.01	Corn	761.50	1.25
S&P Volatility Index (VIX)	15.51	-0.41	Soy	1,458	12.00
Baltic Dry Freight Index	1,104	7.00	Wheat	878.00	2.00

Gulf Coast ULSD Fwd Price Indication

Indicative forward prices for ULSD at Gulf Coast area terminals. Prices are estimates only.

Del. Month	Price	Differential	3 Mo. Avg.	6 Mo. Avg
DEC2	\$3.1081	\$0.0872		
JAN3	\$3.1180	\$0.0950		
FEB3	\$3.1163	\$0.1042	\$3.1141	
MAR3	\$3.1020	\$0.1116		
APR3	\$3.1045	\$0.0919		
MAY3	\$3.0872	\$0.0928	\$3.0979	\$3.1060
JUN3	\$3.0791	\$0.0930		
JUL3	\$3.0741	\$0.0920		
AUG3	\$3.0723	\$0.0920	\$3.0752	
SEP3	\$3.0673	\$0.0880		
OCT3	\$3.0678	\$0.0890		
NOV3	\$3.0658	\$0.0890	\$3.0670	\$3.0711
12 Month Avg	\$3.0885	\$0.0938		

*SOURCES: Nymex, CBOT, NYSE, ICE, NASDAQ, CME Group, CBOE, Reuters. Prices delayed.

Disclaimer: The information contained herein is derived from multiple sources believed to be reliable. However, this information is not guaranteed as to its accuracy or completeness. No responsibility is assumed for use of this material and no express or implied warranties or guarantees are made. This material and any view or comment expressed herein are provided for informational purposes only and should not be construed in any way as an inducement or recommendation to buy or sell products, commodity futures or options contracts.