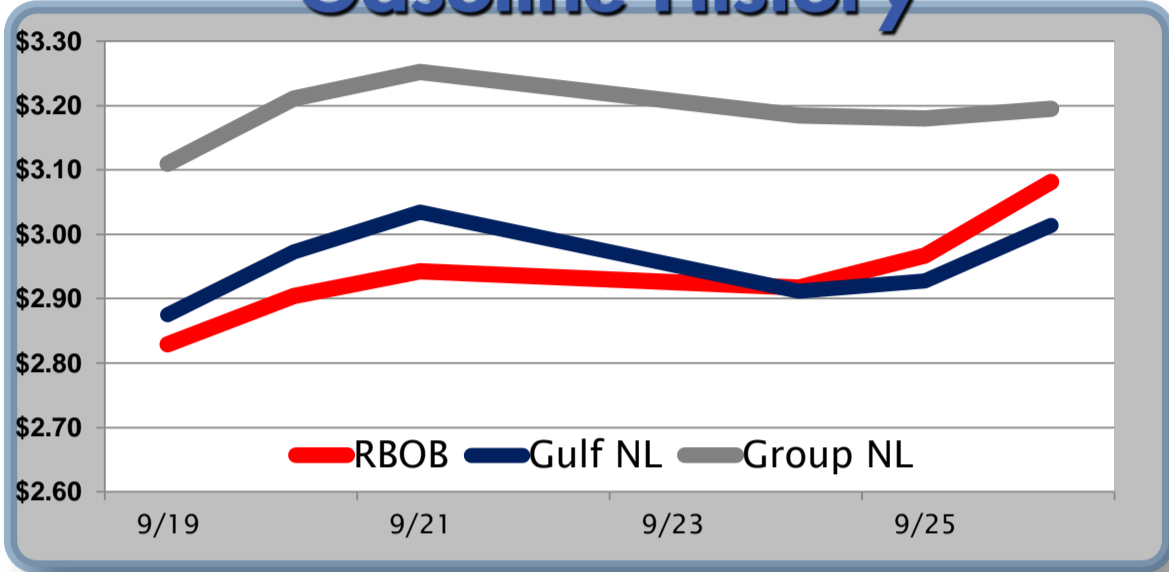


Gasoline

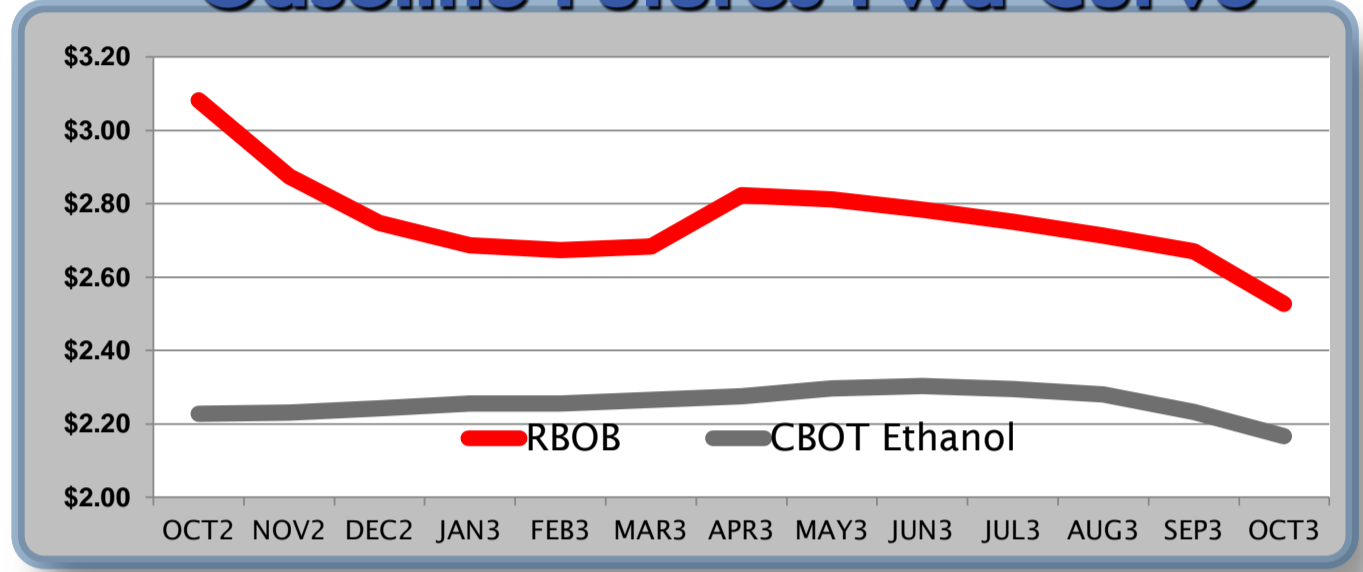
	RBOB	Change	Gulf NL	Change	Group NL	Change	Gulf Basis	Group Basis
							(cents per gallon)	
9/27	\$3.1640	\$0.0829	\$3.0972		\$3.2782			
9/26	\$3.0811	\$0.1140	\$3.0143	\$0.0863	\$3.1953	\$0.0154	-\$5.06	\$13.05
9/25	\$2.9671	\$0.0495	\$2.9280	\$0.0165	\$3.1799	-\$0.0045	-\$3.90	\$21.40
9/24	\$2.9176	-\$0.0249	\$2.9115	-\$0.1229	\$3.1844	-\$0.0679	-\$0.70	\$26.50
9/21	\$2.9425	\$0.0385	\$3.0344	\$0.0619	\$3.2523	\$0.0414	\$8.70	\$30.50
9/20	\$2.9040	\$0.0754	\$2.9725	\$0.0973	\$3.2109	\$0.1013	\$6.55	\$30.40
9/19	\$2.8286	-\$0.0704	\$2.8752	-\$0.1213	\$3.1096	-\$0.0509	\$4.95	\$28.40

RBOB Technicals		Resistance	
Indicator	Direction		
MACD	Bearish	3.2050	Aug High
Stochastics	Overbought	3.1600	Sep High
RSI	Neutral	2.8031	Sep Low
ADX	Neutral	2.5376	2012 Low
Momentum	Neutral	Support	
Bias:	Neutral		

Gasoline History



Gasoline Futures Fwd Curve

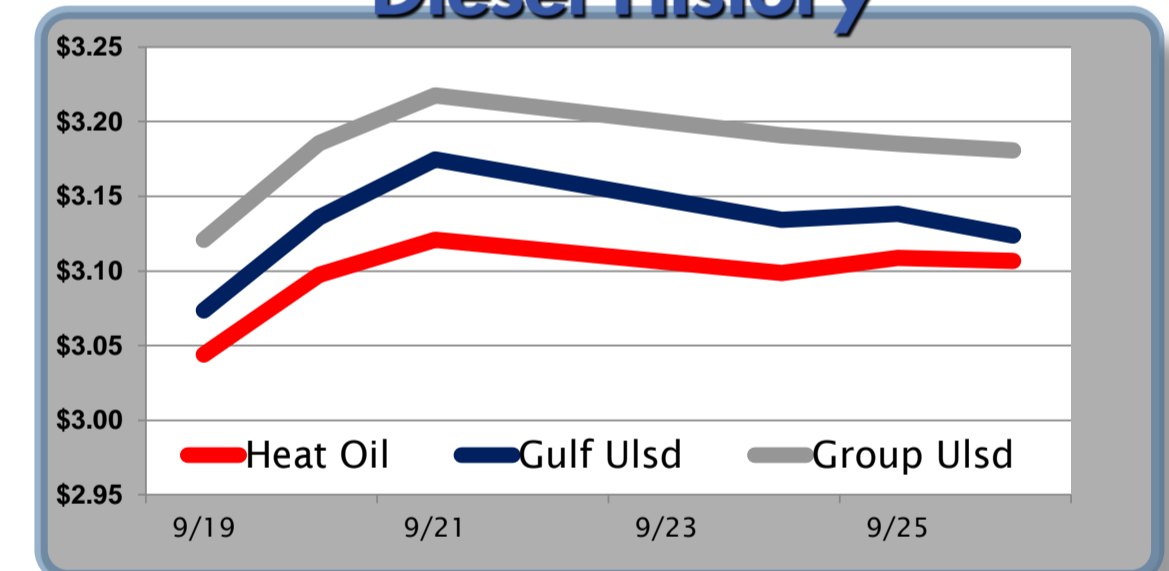


Diesel

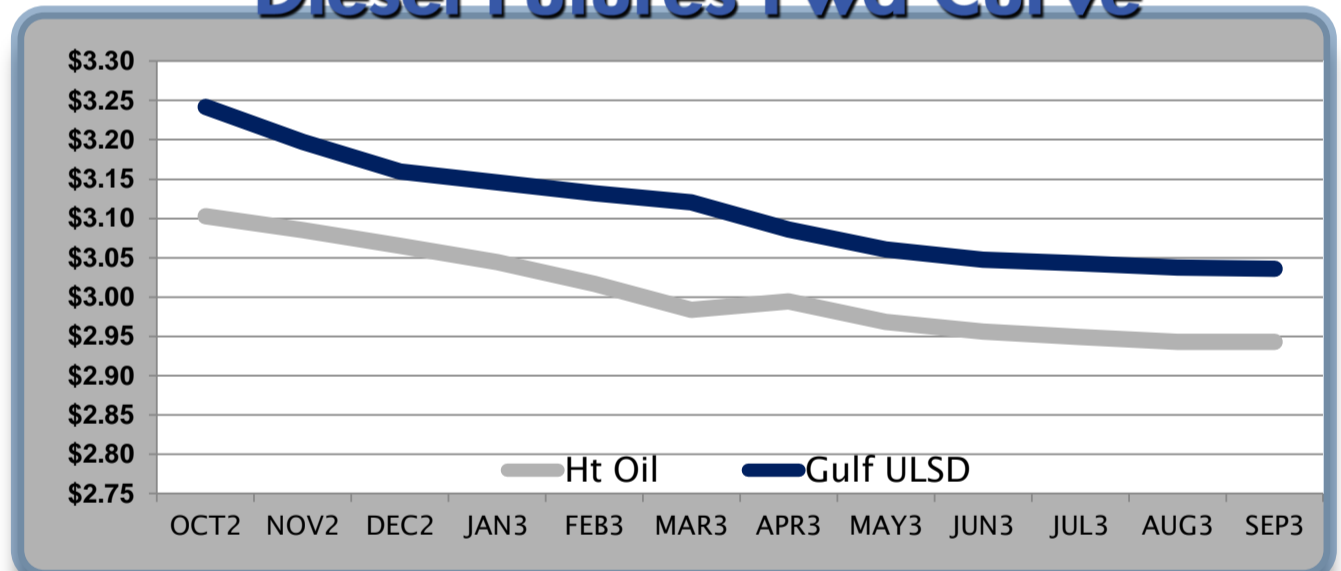
	Heat Oil	Change	Gulf Ulstd	Change	Group Ulstd	Change	Gulf Basis	Group Basis
							(cents per gallon)	
9/27	\$3.1379	\$0.0311	\$3.1549		\$3.2119			
9/26	\$3.1068	-\$0.0018	\$3.1238	-\$0.0143	\$3.1808	-\$0.0043	\$1.70	\$7.40
9/25	\$3.1086	\$0.0099	\$3.1381	\$0.0039	\$3.1851	-\$0.0056	\$2.95	\$7.75
9/24	\$3.0987	-\$0.0220	\$3.1342	-\$0.0406	\$3.1907	-\$0.0270	\$3.55	\$9.10
9/21	\$3.1207	\$0.0232	\$3.1748	\$0.0388	\$3.2177	\$0.0322	\$5.41	\$9.80
9/20	\$3.0975	\$0.0535	\$3.1360	\$0.0625	\$3.1855	\$0.0645	\$3.85	\$8.70
9/19	\$3.0440	-\$0.0831	\$3.0735	-\$0.0746	\$3.1210	-\$0.0636	\$2.95	\$7.80

HO Technicals		Resistance	
Indicator	Direction		
MACD	Topping	3.3176	2012 High
Stochastics	Neutral	3.2633	Sep High
RSI	Neutral	3.025	Sep Low
ADX	Neutral	3.003	200 Day MA
Momentum	Neutral	Support	
Bias:	Neutral		

Diesel History



Diesel Futures Fwd Curve



Crude

	WTI	Change	Brent	Change	Vs WTI				Vs Brent				Group / WCS
					Gulf Gas	Gulf Diesel	3/2/1	5/3/2	Gulf Gas	Gulf Diesel	3/2/1	5/3/2	3/2/1
9/27	\$91.23	\$1.25	\$111.83	\$1.79									
9/26	\$89.98	-\$1.39	\$110.04	-\$0.41	\$36.62	\$41.22	\$38.15	\$38.46	\$16.56	\$21.16	\$18.09	\$18.40	55.06
9/25	\$91.37	-\$0.56	\$110.45	\$0.64	\$31.61	\$40.43	\$34.55	\$35.14	\$12.53	\$21.35	\$15.47	\$16.06	54.84
9/24	\$91.93	-\$0.96	\$109.81	-\$1.61	\$30.35	\$39.71	\$33.47	\$34.09	\$12.47	\$21.83	\$15.59	\$16.21	57.34
9/21	\$92.89	\$1.02	\$111.42	\$1.39	\$34.55	\$40.45	\$36.52	\$36.91	\$16.02	\$21.92	\$17.99	\$18.38	61.30

Refinery Margins

Economic Indicators

Commodity Futures

	Settle	Change		Settle	Change
S&P 500	1,433	-8.27	Ethanol	2.227	-0.036
DJIA	13,414	-44.04	NatGas	3.259	0.04
Nasdaq	3,094	-24.03	Gold	1,763	12.70
EUR/USD	1.2883	0.0012	Silver	3,428	39.80
USD Index	79.73	-0.16	Copper	372.75	1.30
US Treasury 10 Year Yld	1.64%	0.03	FCOJ	113.00	-1.45
Spanish 10 Year Yld	6.01%	0.02	Corn	720.50	-4.25
S&P Volatility Index (VIX)	16.81	1.38	Soy	1,572	-1.00
Baltic Dry Freight Index	0	0.00	Wheat	872.50	3.25

Gulf Coast ULSD Fwd Price Indication

Indicative forward prices for ULSD at Gulf Coast area terminals. Prices are estimates only.

Del. Month	Price	Differential	3 Mo. Avg.	6 Mo. Avg
OCT2	\$3.2420	\$0.1395		
NOV2	\$3.1974	\$0.1124		
DEC2	\$3.1595	\$0.0940	\$3.1996	
JAN3	\$3.1460	\$0.1015		
FEB3	\$3.1322	\$0.1155		
MAR3	\$3.1205	\$0.1365	\$3.1329	\$3.1663
APR3	\$3.0863	\$0.0916		
MAY3	\$3.0603	\$0.0915		
JUN3	\$3.0479	\$0.0915	\$3.0648	
JUL3	\$3.0427	\$0.0938		
AUG3	\$3.0378	\$0.0949		
SEP3	\$3.0358	\$0.0949	\$3.0388	\$3.0518
12 Month Avg	\$3.1090	\$0.1048		

*SOURCES: Nymex, CBOT, NYSE, ICE, NASDAQ, CME Group, CBOE, Reuters. Prices delayed.

Disclaimer: The information contained herein is derived from multiple sources believed to be reliable. However, this information is not guaranteed as to its accuracy or completeness. No responsibility is assumed for use of this material and no express or implied warranties or guarantees are made. This material and any view or comment expressed herein are provided for informational purposes only and should not be construed in any way as an inducement or recommendation to buy or sell products, commodity futures or options contracts.