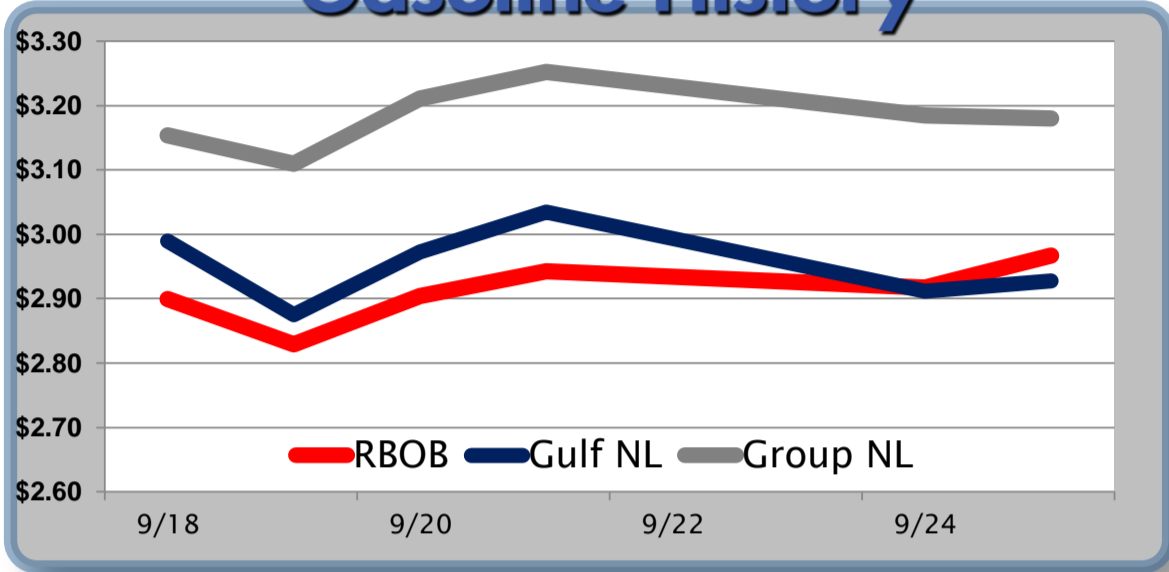


Gasoline

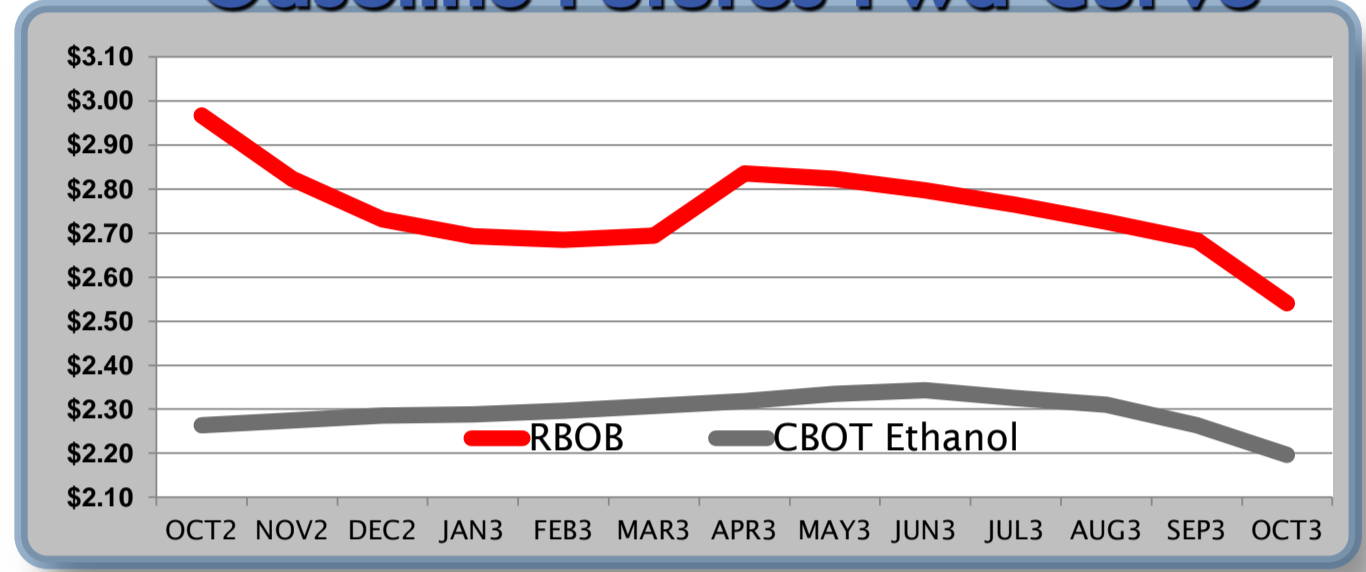
	RBOB	Change	Gulf NL	Change	Group NL	Change	Gulf Basis	Group Basis
							(cents per gallon)	
9/26	\$3.0020	\$0.0349	\$2.9629		\$3.2148			
9/25	\$2.9671	\$0.0495	\$2.9280	\$0.0165	\$3.1799	-\$0.0045	-\$3.85	\$21.35
9/24	\$2.9176	-\$0.0249	\$2.9115	-\$0.1229	\$3.1844	-\$0.0679	-\$0.80	\$26.60
9/21	\$2.9425	\$0.0385	\$3.0344	\$0.0619	\$3.2523	\$0.0414	\$8.80	\$30.50
9/20	\$2.9040	\$0.0754	\$2.9725	\$0.0973	\$3.2109	\$0.1013	\$6.45	\$30.30
9/19	\$2.8286	-\$0.0704	\$2.8752	-\$0.1142	\$3.1096	-\$0.0437	\$5.05	\$28.50
9/18	\$2.8990	-\$0.0443	\$2.9894	-\$0.0289	\$3.1533	-\$0.0675	\$9.70	\$26.10

RBOB Technicals		Resistance	
Indicator	Direction		
MACD	Bearish	3.2050	Aug High
Stochastics	Overbought	2.9642	14 Day MA
RSI	Neutral	2.8031	Sep Low
ADX	Neutral	2.5376	2012 Low
Momentum	Neutral	Support	
Bias:	Neutral		

Gasoline History



Gasoline Futures Fwd Curve

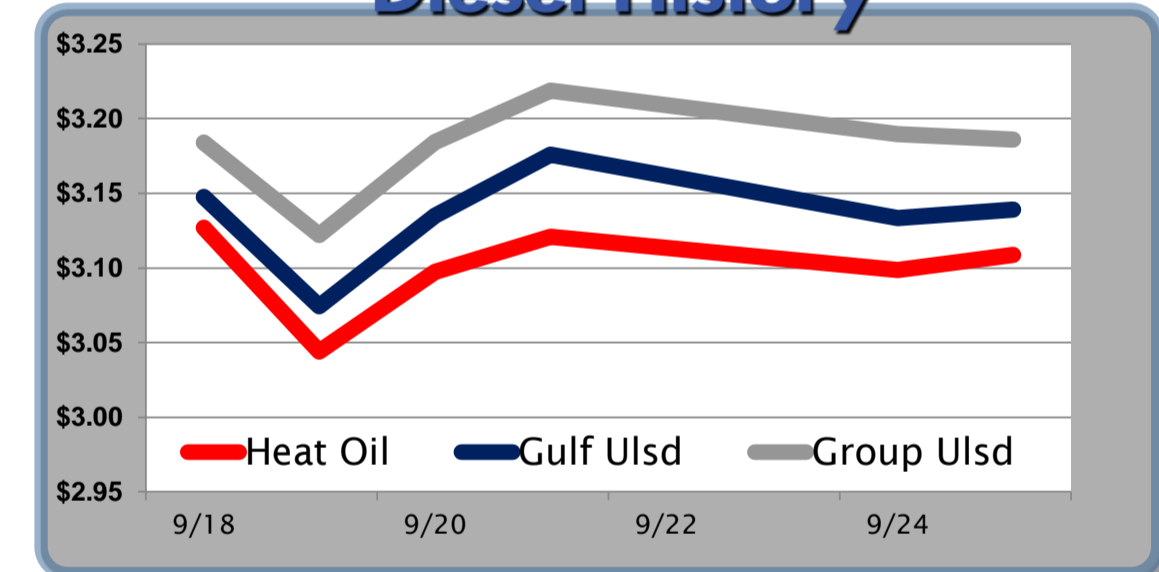


Diesel

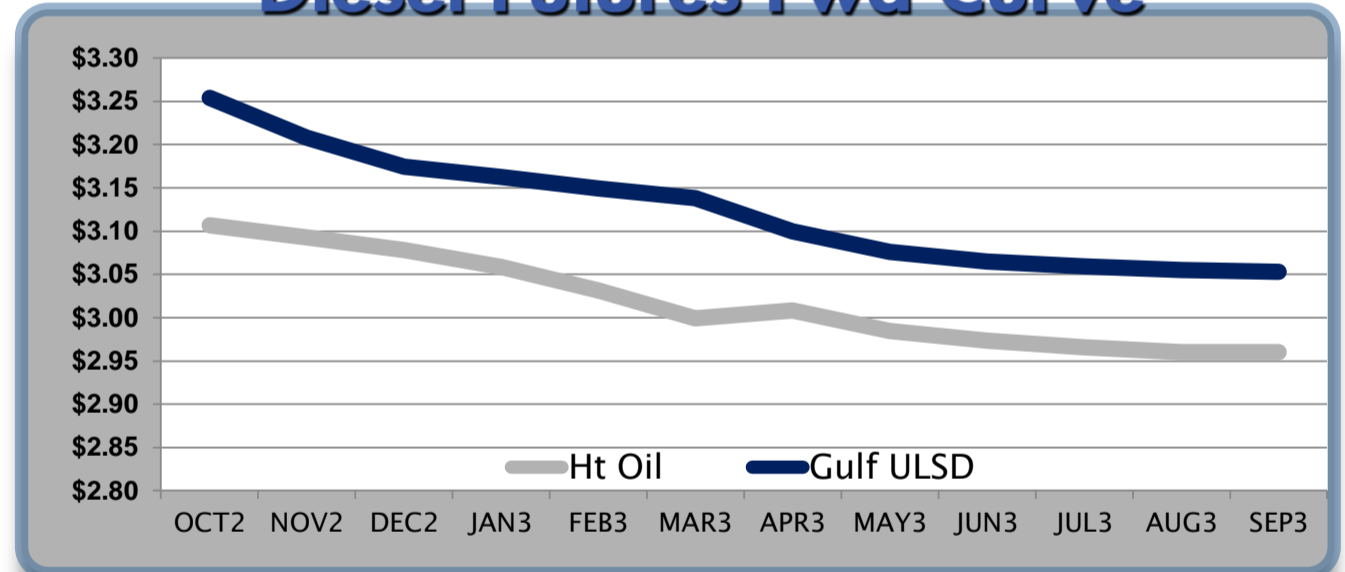
	Heat Oil	Change	Gulf Ulstd	Change	Group Ulstd	Change	Gulf Basis	Group Basis
							(cents per gallon)	
9/26	\$3.0776	-\$0.0310	\$3.1081		\$3.1551			
9/25	\$3.1086	\$0.0099	\$3.1391	\$0.0059	\$3.1861	-\$0.0036	\$3.05	\$7.75
9/24	\$3.0987	-\$0.0220	\$3.1332	-\$0.0426	\$3.1897	-\$0.0290	\$3.45	\$9.20
9/21	\$3.1207	\$0.0232	\$3.1758	\$0.0408	\$3.2187	\$0.0342	\$5.51	\$9.70
9/20	\$3.0975	\$0.0535	\$3.1350	\$0.0605	\$3.1845	\$0.0625	\$3.75	\$8.80
9/19	\$3.0440	-\$0.0831	\$3.0745	-\$0.0731	\$3.1220	-\$0.0621	\$3.05	\$7.70
9/18	\$3.1271	-\$0.0363	\$3.1476	-\$0.0313	\$3.1841	-\$0.0313	\$2.05	\$5.80

HO Technicals		Resistance	
Indicator	Direction		
MACD	Topping	3.3176	2012 High
Stochastics	Neutral	3.2633	Sep High
RSI	Neutral	3.025	Sep Low
ADX	Neutral	3.003	200 Day MA
Momentum	Neutral	Support	
Bias:	Neutral		

Diesel History



Diesel Futures Fwd Curve



Crude

	WTI	Change	Brent	Change	Vs WTI				Vs Brent				Group / WCS
					Gulf Gas	Gulf Diesel	3/2/1	5/3/2	Gulf Gas	Gulf Diesel	3/2/1	5/3/2	3/2/1
9/26	\$90.26	-\$1.11	\$109.14	-\$1.31	\$31.61	\$40.47	\$34.56	\$35.15	\$12.53	\$21.39	\$15.48	\$16.07	54.70
9/25	\$91.37	-\$0.56	\$110.45	\$0.64	\$30.35	\$39.66	\$33.46	\$34.08	\$12.47	\$21.78	\$15.58	\$16.20	55.03
9/24	\$91.93	-\$0.96	\$109.81	-\$1.61	\$34.55	\$40.49	\$36.53	\$36.93	\$16.02	\$21.96	\$18.00	\$18.40	59.64
9/21	\$92.89	\$1.02	\$111.42	\$1.39	\$32.98	\$39.80	\$35.25	\$35.71	\$14.82	\$21.64	\$17.09	\$17.55	59.68
9/20	\$91.87	-\$0.11	\$110.03	\$1.84									

Refinery Margins

Economic Indicators

Commodity Futures

	Settle	Change		Settle	Change
S&P 500	1,442	-15.30	Ethanol	2.263	0.012
DJIA	13,458	-101.37	NatGas	2.945	0.02
Nasdaq	3,118	-43.05	Gold	1,764	0.40
EUR/USD	1.2855	-0.0043	Silver	3,389	0.00
USD Index	79.93	0.38	Copper	372.40	-4.95
US Treasury 10 Year Yld	1.65%	-0.03	FCOJ	114.45	-3.85
Spanish 10 Year Yld	6.00%	-0.04	Corn	733.50	-10.25
S&P Volatility Index (VIX)	15.43	1.28	Soy	1,585	-26.50
Baltic Dry Freight Index	0	0.00	Wheat	875.00	-11.50

Gulf Coast ULSD Fwd Price Indication

Indicative forward prices for ULSD at Gulf Coast area terminals. Prices are estimates only.

Del. Month	Price	Differential	3 Mo. Avg.	6 Mo. Avg
OCT2	\$3.2539	\$0.1470		
NOV2	\$3.2079	\$0.1149		
DEC2	\$3.1745	\$0.0965	\$3.2121	
JAN3	\$3.1627	\$0.1042		
FEB3	\$3.1493	\$0.1182		
MAR3	\$3.1382	\$0.1391	\$3.1501	\$3.1811
APR3	\$3.0998	\$0.0915		
MAY3	\$3.0763	\$0.0915		
JUN3	\$3.0646	\$0.0914	\$3.0802	
JUL3	\$3.0596	\$0.0940		
AUG3	\$3.0549	\$0.0950		
SEP3	\$3.0529	\$0.0950	\$3.0558	\$3.0680
12 Month Avg	\$3.1246	\$0.1065		

*SOURCES: Nymex, CBOT, NYSE, ICE, NASDAQ, CME Group, CBOE, Reuters. Prices delayed.

Disclaimer: The information contained herein is derived from multiple sources believed to be reliable. However, this information is not guaranteed as to its accuracy or completeness. No responsibility is assumed for use of this material and no express or implied warranties or guarantees are made. This material and any view or comment expressed herein are provided for informational purposes only and should not be construed in any way as an inducement or recommendation to buy or sell products, commodity futures or options contracts.