

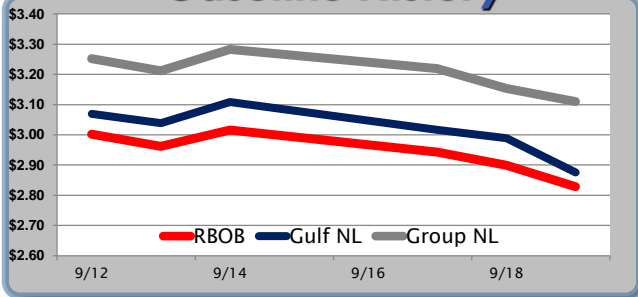
Gasoline

	RBOB	Change	Gulf NL	Change	Group NL	Change	Gulf Basis	Group Basis
							(cents per gallon)	
9/20	\$2.8663	\$0.0377	\$2.9129		\$3.1473			
9/19	\$2.8286	-\$0.0704	\$2.8752	-\$0.1142	\$3.1096	-\$0.0437	\$5.00	\$28.45
9/18	\$2.8990	-\$0.0443	\$2.9894	-\$0.0274	\$3.1533	-\$0.0659	\$9.70	\$26.20
9/17	\$2.9433	-\$0.0723	\$3.0168	-\$0.0916	\$3.2192	-\$0.0636	\$7.55	\$27.70
9/14	\$3.0156	\$0.0534	\$3.1084	\$0.0698	\$3.2828	\$0.0713	\$8.75	\$26.20
9/13	\$2.9622	-\$0.0394	\$3.0386	-\$0.0308	\$3.2115	-\$0.0403	\$7.30	\$24.60
9/12	\$3.0016	-\$0.0419	\$3.0694	-\$0.1066	\$3.2518	-\$0.0647	\$6.95	\$25.20

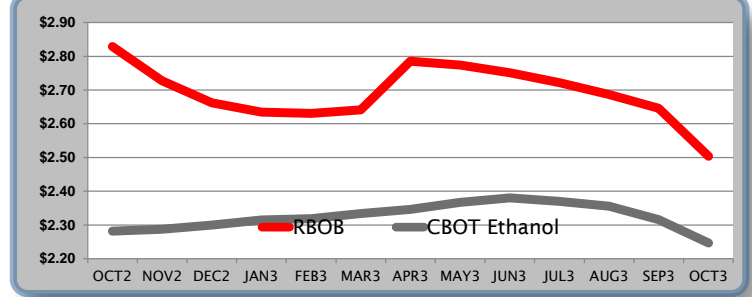
RBOB Technicals

Indicator	Direction	Resistance
MACD	Bearish	3.2050 Aug High
Stochastics	Bearish	2.9723 14 Day MA
RSI	Topping	2.8031 Sep Low
ADX	Neutral	2.5376 2012 Low
Momentum	Bearish	Support
Bias:	Bearish	

Gasoline History



Gasoline Futures Fwd Curve



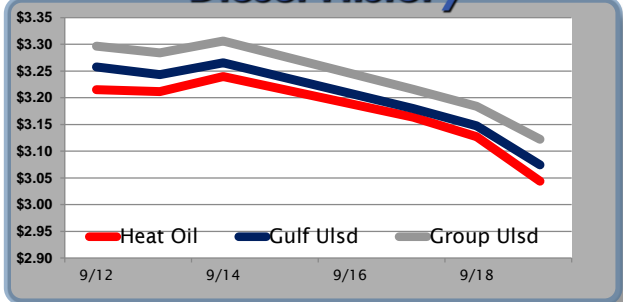
Diesel

	Heat Oil	Change	Gulf Ulstd	Change	Group Ulstd	Change	Gulf Basis	Group Basis
							(cents per gallon)	
9/20	\$3.0545	\$0.0105	\$3.0850		\$3.1325			
9/19	\$3.0440	-\$0.0831	\$3.0745	-\$0.0731	\$3.1220	-\$0.0621	\$3.05	\$7.80
9/18	\$3.1271	-\$0.0363	\$3.1476	-\$0.0318	\$3.1841	-\$0.0318	\$2.05	\$5.80
9/17	\$3.1634	-\$0.0761	\$3.1794	-\$0.0861	\$3.2159	-\$0.0901	\$1.60	\$5.15
9/14	\$3.2395	\$0.0282	\$3.2655	\$0.0222	\$3.3060	\$0.0222	\$2.60	\$6.75
9/13	\$3.2113	-\$0.0039	\$3.2433	-\$0.0144	\$3.2838	-\$0.0129	\$3.20	\$7.15
9/12	\$3.2152	\$0.0295	\$3.2577	\$0.0105	\$3.2967	\$0.0140	\$4.25	\$8.25

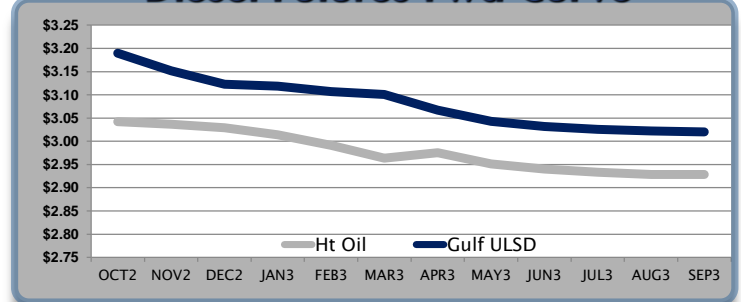
HO Technicals

Indicator	Direction	Resistance
MACD	Topping	3.3176 2012 High
Stochastics	Bearish	3.2633 Sep High
RSI	Bearish	3.025 Sep Low
ADX	Neutral	3.0022 200 Day MA
Momentum	Bearish	Support
Bias:	Neutral	

Diesel History



Diesel Futures Fwd Curve



Crude

	WTI	Change	Brent	Change	Group / WCS
9/20	\$91.47	-\$0.51	\$108.32	\$0.13	
9/19	\$91.98	-\$3.31	\$108.19	-\$3.84	
9/18	\$95.29	-\$1.33	\$112.03	-\$1.76	
9/17	\$96.62	-\$2.38	\$113.79	-\$2.87	
9/14	\$99.00	\$0.69	\$116.66	-\$0.24	

	Vs WTI			Vs Brent					
	Gulf Gas	Gulf Diesel	3/2/1	5/3/2	Gulf Gas	Gulf Diesel	3/2/1	5/3/2	Group / WCS
9/20	\$28.78	\$37.15	\$31.57	\$32.13	\$12.57	\$20.94	\$15.36	\$15.92	51.84
9/19	\$30.26	\$36.91	\$32.48	\$32.92	\$13.52	\$20.17	\$15.74	\$16.18	54.08
9/17	\$30.09	\$36.91	\$32.36	\$32.82	\$12.92	\$19.74	\$15.19	\$15.65	58.67
9/14	\$31.55	\$38.15	\$33.75	\$34.19	\$13.89	\$20.49	\$16.09	\$16.53	63.39

Refinery Margins

Economic Indicators

Commodity Futures

	Settle	Change		Settle	Change
S&P 500	1,461	1.73	Ethanol	2.282	0.002
DJIA	13,578	13.32	NatGas	2.800	0.04
Nasdaq	3,183	4.82	Gold	1,762	-7.00
EUR/USD	1.2946	-0.0101	Silver	3,428	-24.40
USD Index	79.56	0.51	Copper	376.80	-6.10
US Treasury 10 Year Yld	1.74%	-0.04	FCOJ	126.60	0.10
Spanish 10 Year Yld	5.82%	-0.04	Corn	750.50	-6.00
S&P Volatility Index (VIX)	13.88	-0.30	Soy	1,661	-8.50
Baltic Dry Freight Index	722	25.00	Wheat	877.00	-4.50

Gulf Coast ULSD Fwd Price Indication

Indicative forward prices for ULSD at Gulf Coast area terminals. Prices are estimates only.

Del. Month	Price	Differential	3 Mo. Avg.	6 Mo. Avg
OCT2	\$3.1894	\$0.1470		
NOV2	\$3.1514	\$0.1149		
DEC2	\$3.1230	\$0.0940	\$3.1546	
JAN3	\$3.1184	\$0.1042		
FEB3	\$3.1069	\$0.1154		
MAR3	\$3.1005	\$0.1365	\$3.1086	\$3.1316
APR3	\$3.0667	\$0.0915		
MAY3	\$3.0432	\$0.0916		
JUN3	\$3.0317	\$0.0915	\$3.0472	
JUL3	\$3.0256	\$0.0925		
AUG3	\$3.0221	\$0.0935		
SEP3	\$3.0201	\$0.0935	\$3.0226	\$3.0349
12 Month Avg	\$3.0833	\$0.1055		

*SOURCES: Nymex, CBOT, NYSE, ICE, NASDAQ, CME Group, CBOE, Reuters. Prices delayed.

Disclaimer: The information contained herein is derived from multiple sources believed to be reliable. However, this information is not guaranteed as to its accuracy or completeness. No responsibility is assumed for use of this material and no express or implied warranties or guarantees are made. This material and any view or comment expressed herein are provided for informational purposes only and should not be construed in any way as an inducement or recommendation to buy or sell products, commodity futures or options contracts.