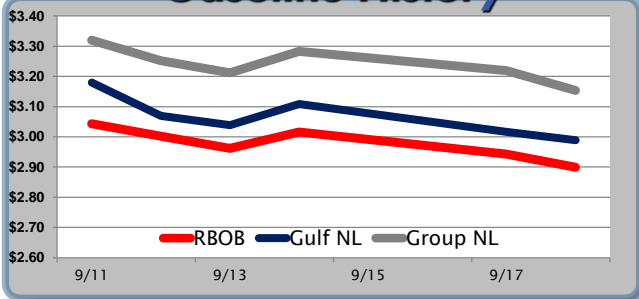


Gasoline

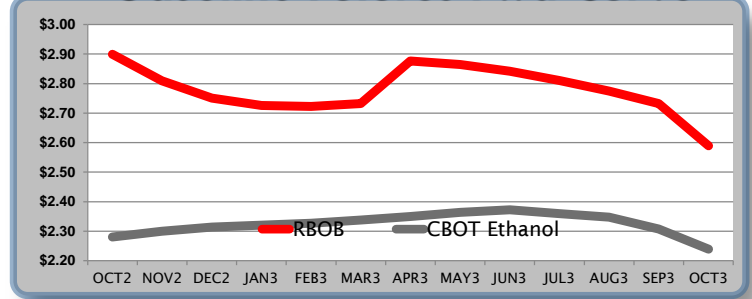
	RBOB	Change	Gulf NL	Change	Group NL	Change	Gulf Basis	Group Basis
							(cents per gallon)	
9/19	\$2.8876	-\$0.0114	\$2.9780		\$3.1419			
9/18	\$2.8990	-\$0.0443	\$2.9894	-\$0.0274	\$3.1533	-\$0.0659	\$9.75	\$26.15
9/17	\$2.9433	-\$0.0723	\$3.0168	-\$0.0916	\$3.2192	-\$0.0636	\$7.45	\$27.80
9/14	\$3.0156	\$0.0534	\$3.1084	\$0.0698	\$3.2828	\$0.0713	\$8.85	\$26.20
9/13	\$2.9622	-\$0.0394	\$3.0386	-\$0.0308	\$3.2115	-\$0.0403	\$7.20	\$24.50
9/12	\$3.0016	-\$0.0419	\$3.0694	-\$0.1103	\$3.2518	-\$0.0683	\$7.05	\$25.30
9/11	\$3.0435	\$0.0195	\$3.1797	\$0.0407	\$3.3201	\$0.0261	\$13.20	\$27.25

RBOB Technicals			Resistance	
Indicator	Direction			
MACD	Bearish		3.2050	Aug High
Stochastics	Bearish		2.9918	14 Day MA
RSI	Topping		2.8839	100 Day MA
ADX	Neutral		2.8609	Sep Low
Momentum	Bearish			Support
Bias:	Bearish			

Gasoline History



Gasoline Futures Fwd Curve

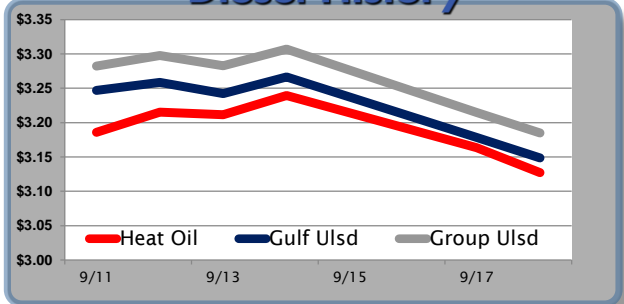


Diesel

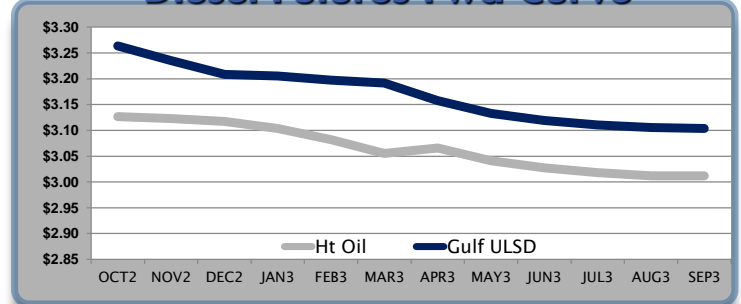
	Heat Oil	Change	Gulf Ulstd	Change	Group Ulstd	Change	Gulf Basis	Group Basis
							(cents per gallon)	
9/19	\$3.1014	-\$0.0257	\$3.1229		\$3.1594			
9/18	\$3.1271	-\$0.0363	\$3.1486	-\$0.0298	\$3.1851	-\$0.0298	\$2.15	\$5.80
9/17	\$3.1634	-\$0.0761	\$3.1784	-\$0.0881	\$3.2149	-\$0.0921	\$1.50	\$5.25
9/14	\$3.2395	\$0.0282	\$3.2665	\$0.0242	\$3.3070	\$0.0242	\$2.70	\$6.65
9/13	\$3.2113	-\$0.0039	\$3.2423	-\$0.0164	\$3.2828	-\$0.0149	\$3.10	\$7.25
9/12	\$3.2152	\$0.0295	\$3.2587	\$0.0120	\$3.2977	\$0.0155	\$4.35	\$8.15
9/11	\$3.1857	\$0.0189	\$3.2467	\$0.0149	\$3.2822	\$0.0134	\$6.10	\$9.75

HO Technicals			Resistance	
Indicator	Direction			
MACD	Topping		3.3176	2012 High
Stochastics	Bearish		3.2633	Sep High
RSI	Bearish		3.0923	Sep Low
ADX	Neutral		3.0015	200 Day MA
Momentum	Bearish			Support
Bias:	Neutral			

Diesel History



Diesel Futures Fwd Curve



Crude

	WTI				Vs WTI				Vs Brent				Group / WCS
		Change	Brent	Change	Gulf Gas	Gulf Diesel	3/2/1	5/3/2	Gulf Gas	Gulf Diesel	3/2/1	5/3/2	
9/19	\$94.48	-\$0.81	\$110.65	-\$1.38									
9/18	\$95.29	-\$1.33	\$112.03	-\$1.76	\$30.26	\$36.95	\$32.49	\$32.94	\$13.52	\$20.21	\$15.75	\$16.20	53.94
9/17	\$96.62	-\$2.38	\$113.79	-\$2.87	\$30.09	\$36.87	\$32.35	\$32.80	\$12.92	\$19.70	\$15.18	\$15.63	56.36
9/14	\$99.00	\$0.69	\$116.66	-\$0.24	\$31.55	\$38.19	\$33.77	\$34.21	\$13.89	\$20.53	\$16.11	\$16.55	61.73
9/13	\$98.31	\$1.30	\$116.90	\$0.94	\$29.31	\$37.87	\$32.16	\$32.73	\$10.72	\$19.28	\$13.57	\$14.14	61.07

Refinery Margins

Economic Indicators

Commodity Futures

	Settle	Change		Settle	Change
S&P 500	1,459	-1.87	Ethanol	2.280	-0.038
DJIA	13,565	11.54	NatGas	2.841	0.07
Nasdaq	3,178	-0.87	Gold	1,768	-0.40
EUR/USD	1.3024	-0.0022	Silver	3,457	-7.40
USD Index	79.27	0.03	Copper	382.20	1.95
US Treasury 10 Year Yld	1.78%	-0.04	FCOJ	126.50	-2.60
Spanish 10 Year Yld	5.79%	-0.04	Corn	748.75	8.75
S&P Volatility Index (VIX)	14.18	-0.41	Soy	1,666	25.50
Baltic Dry Freight Index	697	34.00	Wheat	878.75	15.25

Gulf Coast ULSD Fwd Price Indication

Indicative forward prices for ULSD at Gulf Coast area terminals. Prices are estimates only.

Del. Month	Price	Differential	3 Mo. Avg.	6 Mo. Avg
OCT2	\$3.2634	\$0.1370		
NOV2	\$3.2352	\$0.1124		
DEC2	\$3.2086	\$0.0915	\$3.2357	
JAN3	\$3.2053	\$0.1016		
FEB3	\$3.1974	\$0.1155		
MAR3	\$3.1917	\$0.1364	\$3.1981	\$3.2169
APR3	\$3.1577	\$0.0916		
MAY3	\$3.1327	\$0.0916		
JUN3	\$3.1189	\$0.0915	\$3.1364	
JUL3	\$3.1108	\$0.0925		
AUG3	\$3.1054	\$0.0936		
SEP3	\$3.1034	\$0.0936	\$3.1065	\$3.1215
12 Month Avg	\$3.1692	\$0.1041		

*SOURCES: Nymex, CBOT, NYSE, ICE, NASDAQ, CME Group, CBOE, Reuters. Prices delayed.

Disclaimer: The information contained herein is derived from multiple sources believed to be reliable. However, this information is not guaranteed as to its accuracy or completeness. No responsibility is assumed for use of this material and no express or implied warranties or guarantees are made. This material and any view or comment expressed herein are provided for informational purposes only and should not be construed in any way as an inducement or recommendation to buy or sell products, commodity futures or options contracts.