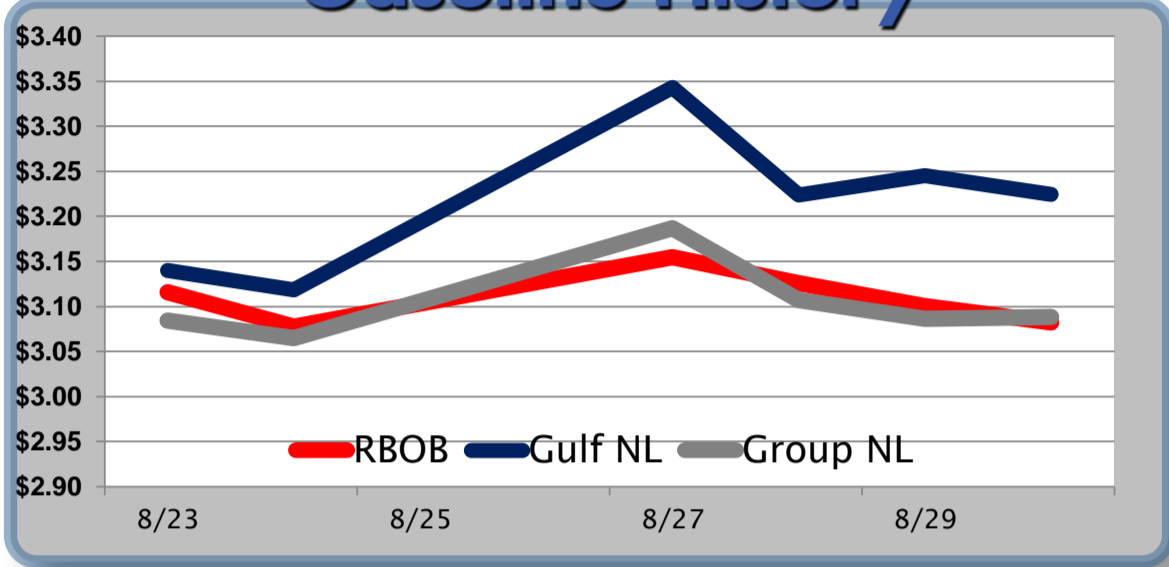


Gasoline

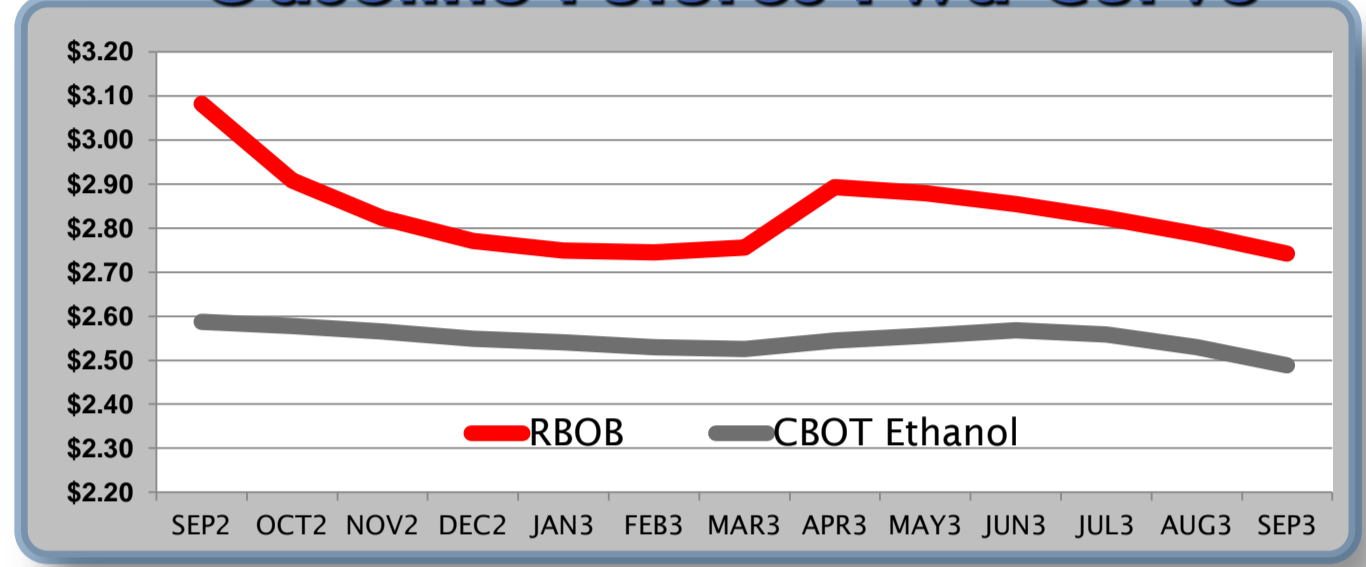
	RBOB	Change	Gulf NL	Change	Group NL	Change	Gulf Basis	Group Basis
							(cents per gallon)	
8/31	\$3.1045	\$0.0219	\$3.2462		\$3.1106		\$13.05	-\$0.50
8/30	\$3.0826	-\$0.0177	\$3.2243	-\$0.0210	\$3.0887	\$0.0021	\$13.46	-\$2.30
8/29	\$3.1003	-\$0.0258	\$3.2453	\$0.0217	\$3.0866	-\$0.0206	\$9.93	-\$1.80
8/28	\$3.1261	-\$0.0287	\$3.2236	-\$0.1192	\$3.1072	-\$0.0798	\$18.32	\$2.75
8/27	\$3.1548	\$0.0768	\$3.3428	\$0.2243	\$3.1870	\$0.1222	\$4.71	-\$0.65
8/24	\$3.0780	-\$0.0378	\$3.1185	-\$0.0215	\$3.0648	-\$0.0197	\$3.34	-\$2.20
8/23	\$3.1158	\$0.0116	\$3.1400	-\$0.0147	\$3.0845	\$0.0223		

RBOB Technicals		
Indicator	Direction	Resistance
MACD	Bullish	3.4455 2012 High
Stochastics	Topping	3.2050 Aug High
RSI	Bullish	2.9203 100 Day MA
ADX	Bullish	2.9099 200 Day MA
Momentum	Bullish	Support
Bias:	Bullish	

Gasoline History



Gasoline Futures Fwd Curve

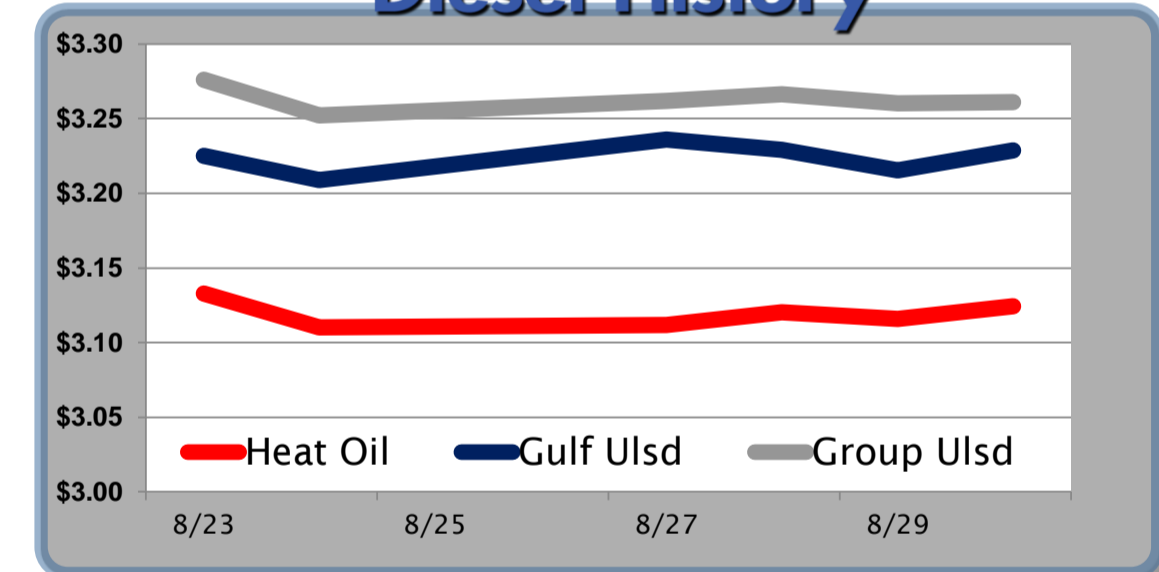


Diesel

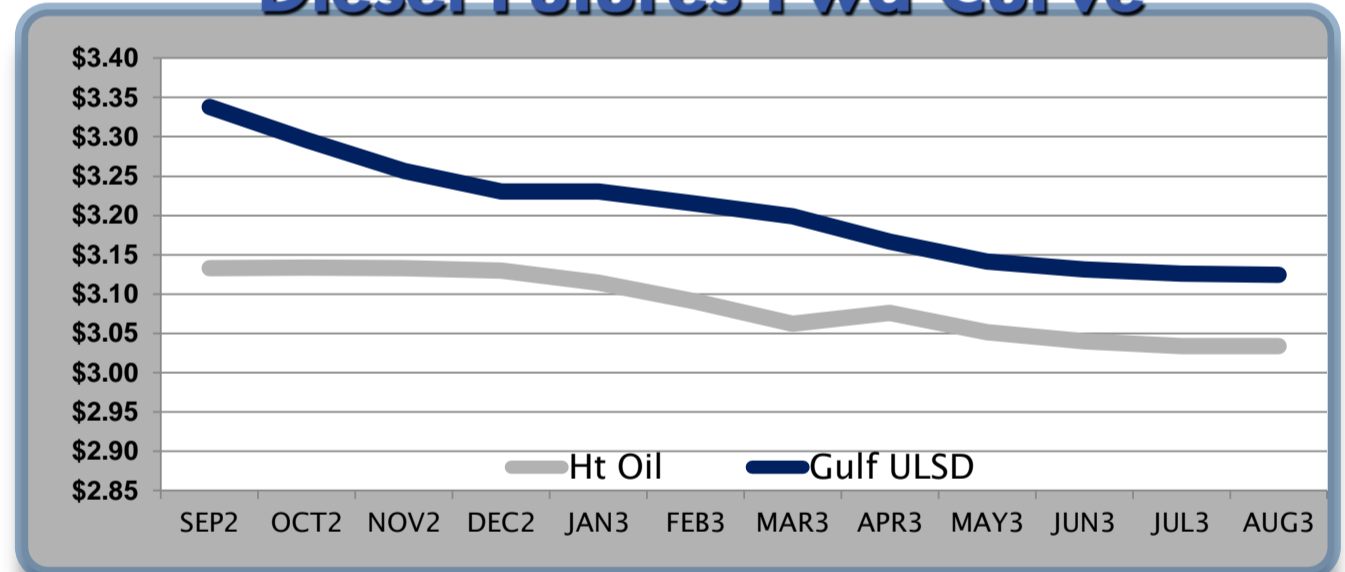
	Heat Oil	Change	Gulf Ulstd	Change	Group Ulstd	Change	Gulf Basis	Group Basis
							(cents per gallon)	
8/31	\$3.1361	\$0.0116	\$3.2402		\$3.2726		\$10.41	\$13.65
8/30	\$3.1245	\$0.0088	\$3.2286	\$0.0134	\$3.2610	\$0.0008	\$9.95	\$14.55
8/29	\$3.1157	-\$0.0046	\$3.2152	-\$0.0139	\$3.2602	-\$0.0061	\$10.88	\$14.50
8/28	\$3.1203	\$0.0085	\$3.2291	-\$0.0069	\$3.2663	\$0.0045	\$12.42	\$15.10
8/27	\$3.1118	\$0.0017	\$3.2360	\$0.0273	\$3.2618	\$0.0097	\$9.86	\$14.10
8/24	\$3.1101	-\$0.0229	\$3.2087	-\$0.0163	\$3.2521	-\$0.0239	\$9.20	\$14.40
8/23	\$3.1330	\$0.0043	\$3.2250	\$0.0108	\$3.2760	\$0.0028		

HO Technicals		
Indicator	Direction	Resistance
MACD	Bullish	3.3176 2012 High
Stochastics	Topping	3.2259 Bollinger Band
RSI	Overbought	2.9939 200 Day MA
ADX	Bullish	2.8939 100 Day MA
Momentum	Bullish	Support
Bias:	Bullish	

Diesel History



Diesel Futures Fwd Curve



Crude

	WTI	Change	Brent	Change	Vs WTI				Vs Brent				Group / WCS
					Gulf Gas	Gulf Diesel	3/2/1	5/3/2	Gulf Gas	Gulf Diesel	3/2/1	5/3/2	3/2/1
8/31	\$96.04	\$1.42	\$113.59	\$0.94	\$40.80	\$40.98	\$40.86	\$40.87	\$22.77	\$22.95	\$22.83	\$22.84	53.20
8/30	\$94.62	-\$0.87	\$112.65	\$0.11	\$40.81	\$40.98	\$40.86	\$40.87	\$22.77	\$22.95	\$22.83	\$22.84	53.20
8/29	\$95.49	-\$0.84	\$112.54	-\$0.04	\$40.81	\$39.55	\$40.39	\$40.31	\$23.76	\$22.50	\$23.34	\$23.26	53.28
8/28	\$96.33	\$0.86	\$112.58	\$0.32	\$39.06	\$39.29	\$39.14	\$39.15	\$22.81	\$23.04	\$22.89	\$22.90	56.24
8/27	\$95.47	-\$0.68	\$112.26	-\$1.33	\$44.93	\$40.44	\$43.43	\$43.13	\$28.14	\$23.65	\$26.64	\$26.34	60.09

Refinery Margins

Economic Indicators

Commodity Futures

	Settle	Change		Settle	Change
S&P 500	1,399	-11.01	Ethanol	2.587	-0.019
DJIA	13,001	-106.77	NatGas	2.713	-0.04
Nasdaq	3,049	-32.48	Gold	1,661	7.80
EUR/USD	1.2613	0.0109	Silver	3,076	39.30
USD Index	81.07	-0.62	Copper	346.10	2.05
US Treasury 10 Year Yld	1.64%	0.01	FCOJ	129.80	1.10
Spanish 10 Year Yld	6.73%	0.01	Corn	810.50	-1.00
S&P Volatility Index (VIX)	17.83	0.77	Soy	1,763	-6.50
Baltic Dry Freight Index	707	-11.00	Wheat	877.00	-6.50

Gulf Coast ULSD Fwd Price Indication

Indicative forward prices for ULSD at Gulf Coast area terminals. Prices are estimates only.

Del. Month	Price	Differential	3 Mo. Avg.	6 Mo. Avg
SEP2	\$3.3378	\$0.2045		
OCT2	\$3.2961	\$0.1624		
NOV2	\$3.2568	\$0.1240	\$3.2969	
DEC2	\$3.2301	\$0.1005		
JAN3	\$3.2303	\$0.1156		
FEB3	\$3.2151	\$0.1242	\$3.2252	\$3.2610
MAR3	\$3.1989	\$0.1366		
APR3	\$3.1667	\$0.0906		
MAY3	\$3.1417	\$0.0905	\$3.1691	
JUN3	\$3.1313	\$0.0916		
JUL3	\$3.1264	\$0.0926		
AUG3	\$3.1244	\$0.0926	\$3.1274	\$3.1482
12 Month Avg	\$3.2046	\$0.1188		

*SOURCES: Nymex, CBOT, NYSE, ICE, NASDAQ, CME Group, CBOE, Reuters. Prices delayed.

Disclaimer: The information contained herein is derived from multiple sources believed to be reliable. However, this information is not guaranteed as to its accuracy or completeness. No responsibility is assumed for use of this material and no express or implied warranties or guarantees are made. This material and any view or comment expressed herein are provided for informational purposes only and should not be construed in any way as an inducement or recommendation to buy or sell products, commodity futures or options contracts.