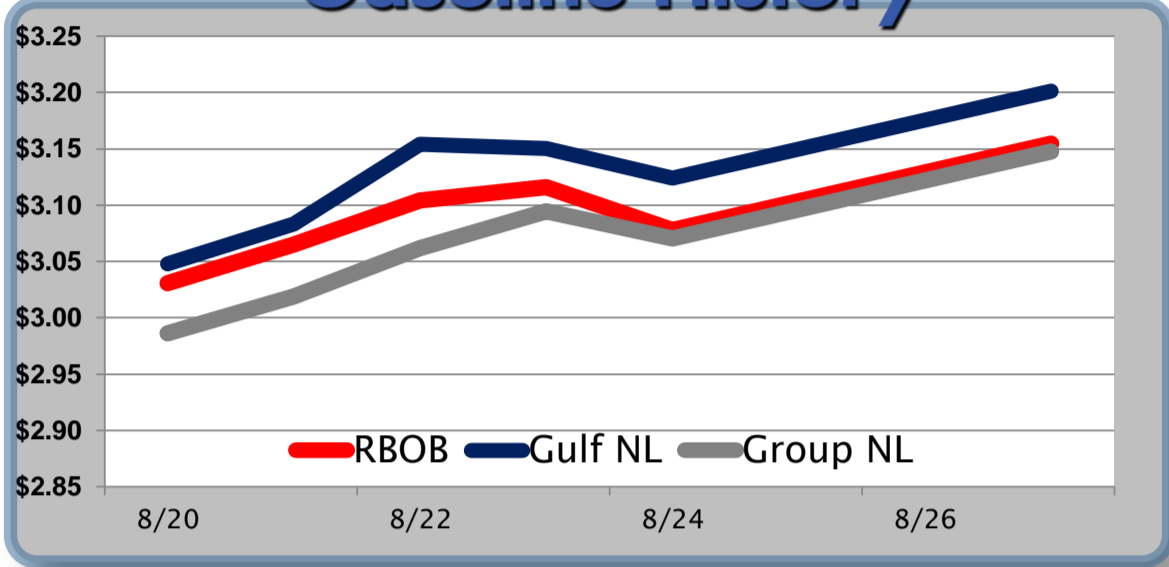


Gasoline

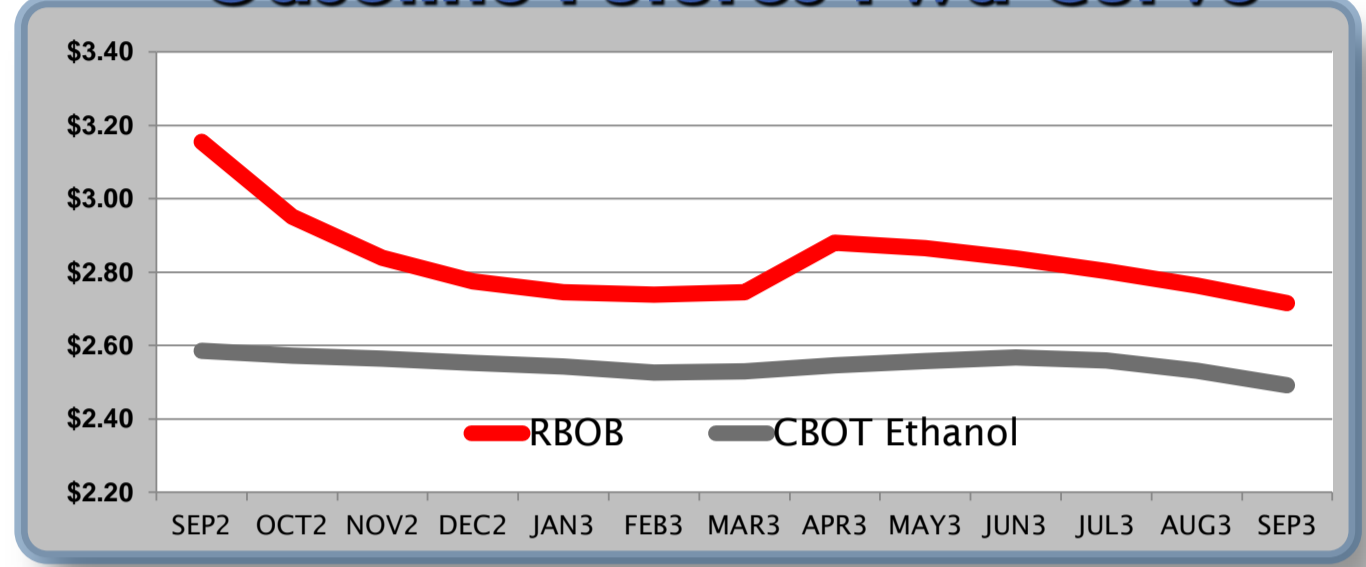
	RBOB	Change	Gulf NL	Change	Group NL	Change	Gulf Basis	Group Basis
8/28	\$3.1162	-\$0.0386	\$3.1628		\$3.1092			
8/27	\$3.1548	\$0.0768	\$3.2014	\$0.0773	\$3.1478	\$0.0773	\$18.37	\$2.80
8/24	\$3.0780	-\$0.0378	\$3.1241	-\$0.0261	\$3.0705	-\$0.0243	\$4.61	-\$0.65
8/23	\$3.1158	\$0.0116	\$3.1502	-\$0.0040	\$3.0948	\$0.0331	\$3.44	-\$2.20
8/22	\$3.1042	\$0.0390	\$3.1542	\$0.0710	\$3.0617	\$0.0425	\$5.00	-\$4.25
8/21	\$3.0652	\$0.0344	\$3.0832	\$0.0354	\$3.0192	\$0.0329	\$1.80	-\$4.60
8/20	\$3.0308	\$0.0033	\$3.0478	\$0.0028	\$2.9863	\$0.0103	\$1.70	-\$4.45

RBOB Technicals			Resistance	
Indicator	Direction			
MACD	Bullish	3.4455	2012 High	
Stochastics	Topping	3.2050	Aug High	
RSI	Bullish	2.9203	100 Day MA	
ADX	Bullish	2.9099	200 Day MA	
Momentum	Bullish		Support	
Bias:	Bullish			

Gasoline History



Gasoline Futures Fwd Curve

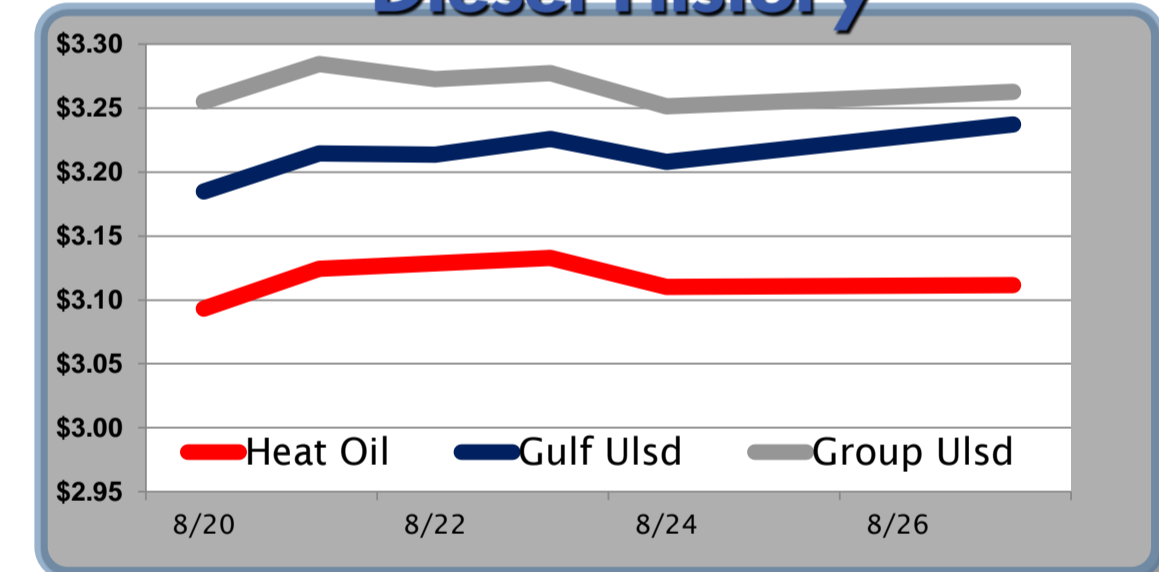


Diesel

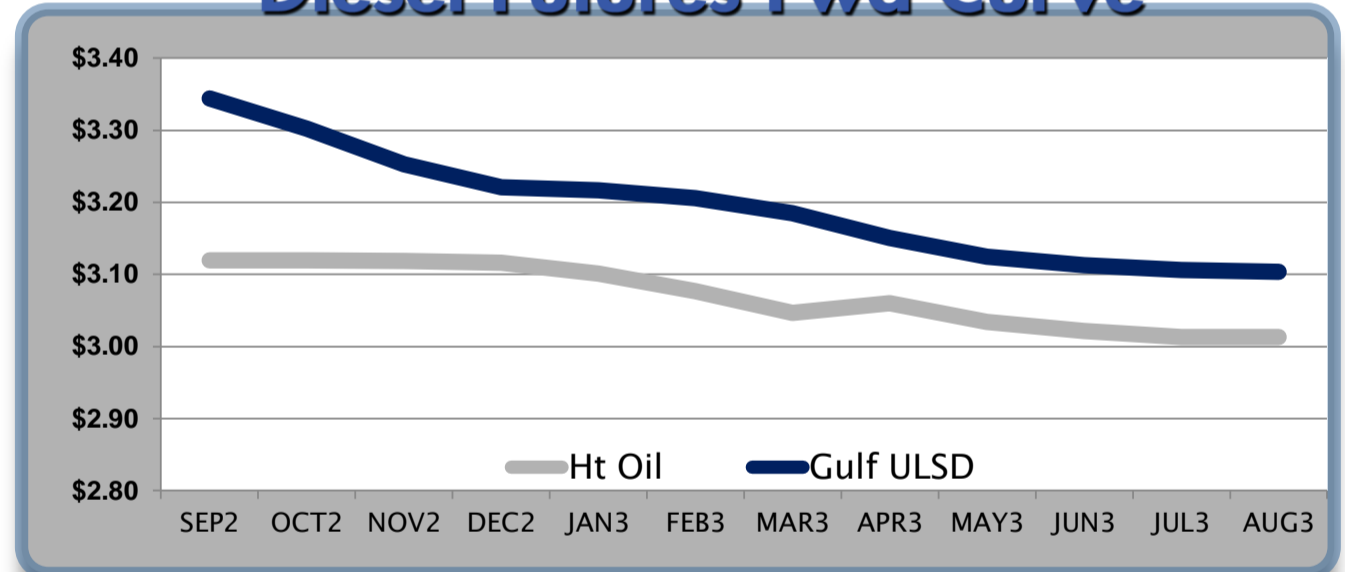
	Heat Oil	Change	Gulf Ulstd	Change	Group Ulstd	Change	Gulf Basis	Group Basis
8/28	\$3.1195	\$0.0077	\$3.2447		\$3.2705			
8/27	\$3.1118	\$0.0017	\$3.2370	\$0.0293	\$3.2628	\$0.0117	\$12.52	\$15.10
8/24	\$3.1101	-\$0.0229	\$3.2077	-\$0.0183	\$3.2511	-\$0.0259	\$9.76	\$14.20
8/23	\$3.1330	\$0.0043	\$3.2260	\$0.0123	\$3.2770	\$0.0043	\$9.30	\$14.30
8/22	\$3.1287	\$0.0044	\$3.2137	-\$0.0006	\$3.2727	-\$0.0116	\$8.50	\$14.50
8/21	\$3.1243	\$0.0312	\$3.2143	\$0.0297	\$3.2843	\$0.0292	\$9.00	\$15.90
8/20	\$3.0931	\$0.0005	\$3.1846	\$0.0035	\$3.2551	-\$0.0010	\$9.15	\$16.30

HO Technicals			Resistance	
Indicator	Direction			
MACD	Bullish	3.3176	2012 High	
Stochastics	Topping	3.2259	Bollinger Band	
RSI	Overbought	2.9939	200 Day MA	
ADX	Bullish	2.8939	100 Day MA	
Momentum	Bullish		Support	
Bias:	Bullish			

Diesel History



Diesel Futures Fwd Curve



Crude

	WTI	Change	Brent	Change	Vs WTI				Vs Brent				Group / WCS
					Gulf Gas	Gulf Diesel	3/2/1	5/3/2	Gulf Gas	Gulf Diesel	3/2/1	5/3/2	3/2/1
8/28	\$96.04	\$0.57	\$112.52	\$0.26	\$38.99	\$40.48	\$39.49	\$39.59	\$22.20	\$23.69	\$22.70	\$22.80	54.88
8/27	\$95.47	-\$0.68	\$112.26	-\$1.33	\$35.06	\$38.57	\$36.23	\$36.47	\$17.62	\$21.13	\$18.79	\$19.03	52.70
8/24	\$96.15	-\$0.12	\$113.59	-\$1.42	\$36.04	\$39.22	\$37.10	\$37.31	\$17.30	\$20.48	\$18.36	\$18.57	56.04
8/23	\$96.27	-\$0.99	\$115.01	\$0.10	\$35.22	\$37.72	\$36.05	\$36.22	\$17.57	\$20.07	\$18.40	\$18.57	56.74
8/22	\$97.26	\$0.58	\$114.91	\$0.27									

Refinery Margins

Economic Indicators

Commodity Futures

	Settle	Change		Settle	Change
S&P 500	1,410	-0.69	Ethanol	2.586	-0.015
DJIA	13,125	-33.30	NatGas	2.657	0.00
Nasdaq	3,073	3.40	Gold	1,663	-9.40
EUR/USD	1.2545	0.0046	Silver	3,104	0.00
USD Index	81.47	-0.19	Copper	347.10	-1.35
US Treasury 10 Year Yld	1.64%	-0.02	FCOJ	129.30	-9.80
Spanish 10 Year Yld	6.48%	-0.01	Corn	791.75	-2.75
S&P Volatility Index (VIX)	16.35	1.17	Soy	1,720	-10.00
Baltic Dry Freight Index	717	2.00	Wheat	856.00	-6.00

Gulf Coast ULSD Fwd Price Indication

Indicative forward prices for ULSD at Gulf Coast area terminals. Prices are estimates only.

Del. Month	Price	Differential	3 Mo. Avg.	6 Mo. Avg
SEP2	\$3.3440	\$0.2245		
OCT2	\$3.3020	\$0.1824		
NOV2	\$3.2526	\$0.1340	\$3.2995	
DEC2	\$3.2212	\$0.1050		
JAN3	\$3.2167	\$0.1154		
FEB3	\$3.2058	\$0.1292	\$3.2146	\$3.2571
MAR3	\$3.1853	\$0.1390		
APR3	\$3.1505	\$0.0904		
MAY3	\$3.1248	\$0.0905	\$3.1535	
JUN3	\$3.1127	\$0.0914		
JUL3	\$3.1059	\$0.0926		
AUG3	\$3.1039	\$0.0926	\$3.1075	\$3.1305
12 Month Avg	\$3.1938	\$0.1239		

*SOURCES: Nymex, CBOT, NYSE, ICE, NASDAQ, CME Group, CBOE, Reuters. Prices delayed.

Disclaimer: The information contained herein is derived from multiple sources believed to be reliable. However, this information is not guaranteed as to its accuracy or completeness. No responsibility is assumed for use of this material and no express or implied warranties or guarantees are made. This material and any view or comment expressed herein are provided for informational purposes only and should not be construed in any way as an inducement or recommendation to buy or sell products, commodity futures or options contracts.