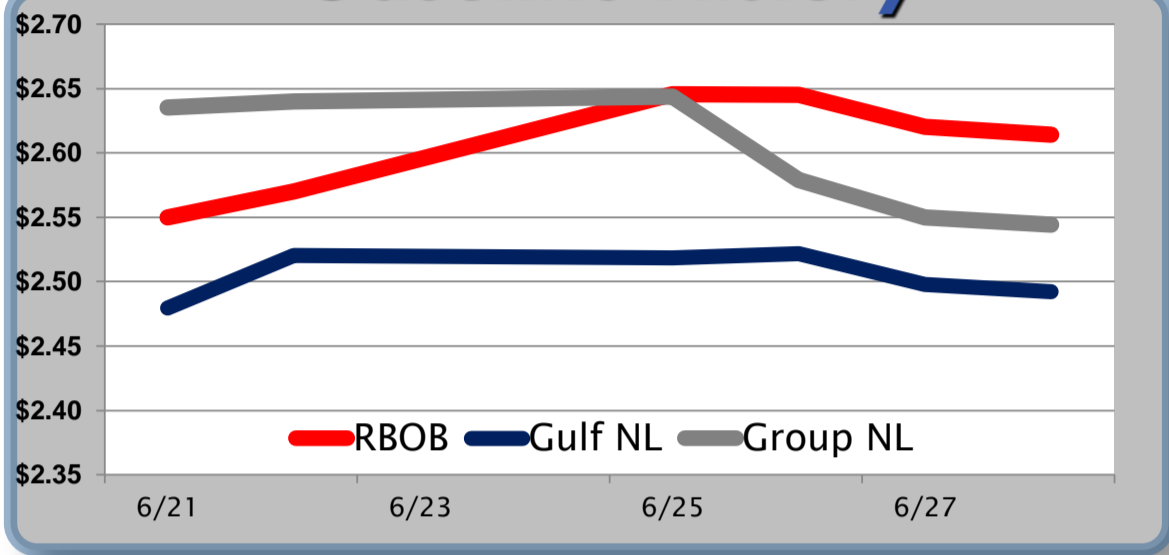


Gasoline

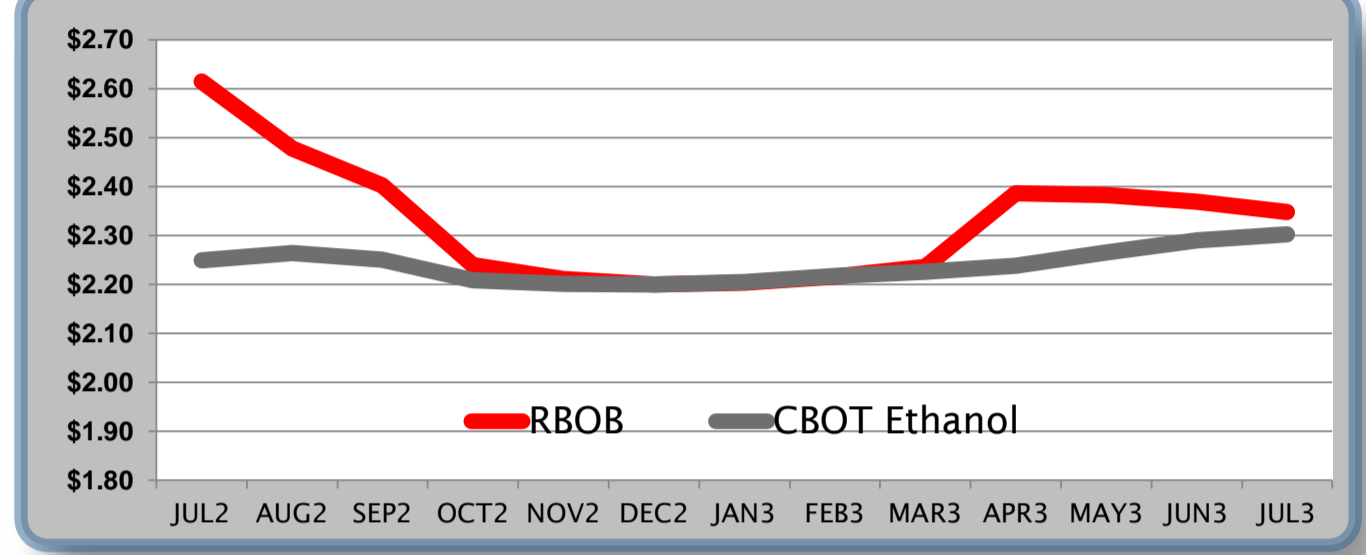
	RBOB	Change	Gulf NL	Change	Group NL	Change	Gulf Basis	Group Basis
6/29	\$2.6800	\$0.0658	\$2.5578		\$2.6100			
6/28	\$2.6142	-\$0.0062	\$2.4920	-\$0.0057	\$2.5442	-\$0.0057	-\$14.27	-\$13.85
6/27	\$2.6204	-\$0.0247	\$2.4977	-\$0.0242	\$2.5499	-\$0.0292	-\$12.27	-\$6.95
6/26	\$2.6451	-\$0.0007	\$2.5219	\$0.0036	\$2.5791	-\$0.0647	-\$12.32	-\$6.70
6/25	\$2.6458	\$0.0759	\$2.5183	-\$0.0021	\$2.6438	\$0.0039	-\$12.75	-\$0.20
6/22	\$2.5699	\$0.0198	\$2.5204	\$0.0408	\$2.6399	\$0.0048	-\$4.95	\$7.00
6/21	\$2.5501	-\$0.0401	\$2.4796	-\$0.0606	\$2.6351	-\$0.0911	-\$7.05	\$8.50

RBOB Technicals		
Indicator	Direction	Resistance
MACD	Bottoming	2.8000 June High
Stochastics	Bullish	2.7523 June High
RSI	Bottoming	2.5376 2012 Low
ADX	Neutral	2.4440 2011 Low
Momentum	Bearish	Support
Bias:	Neutral	

Gasoline History



Gasoline Futures Fwd Curve

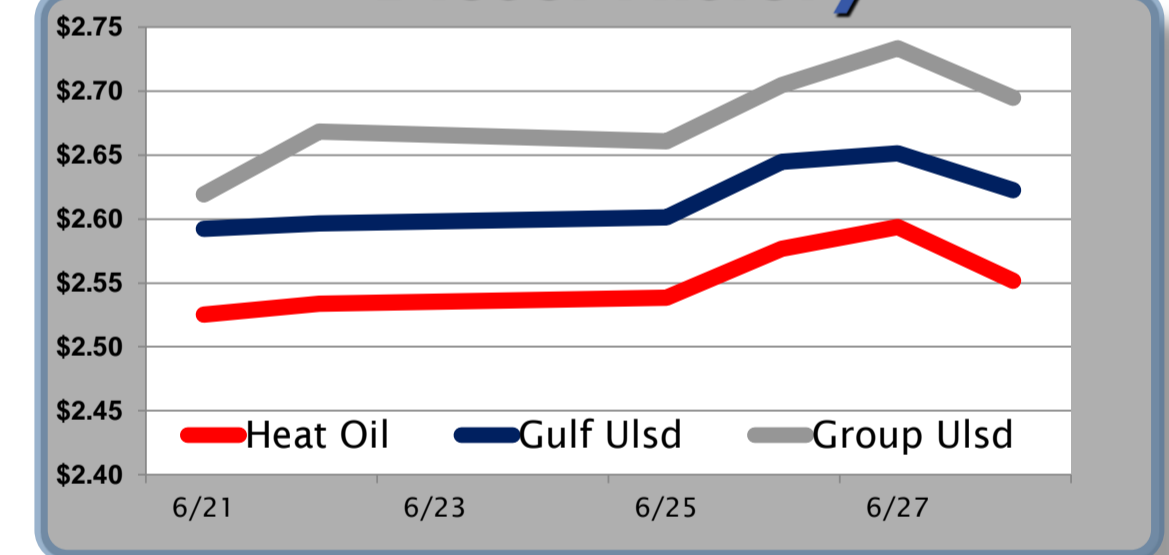


Diesel

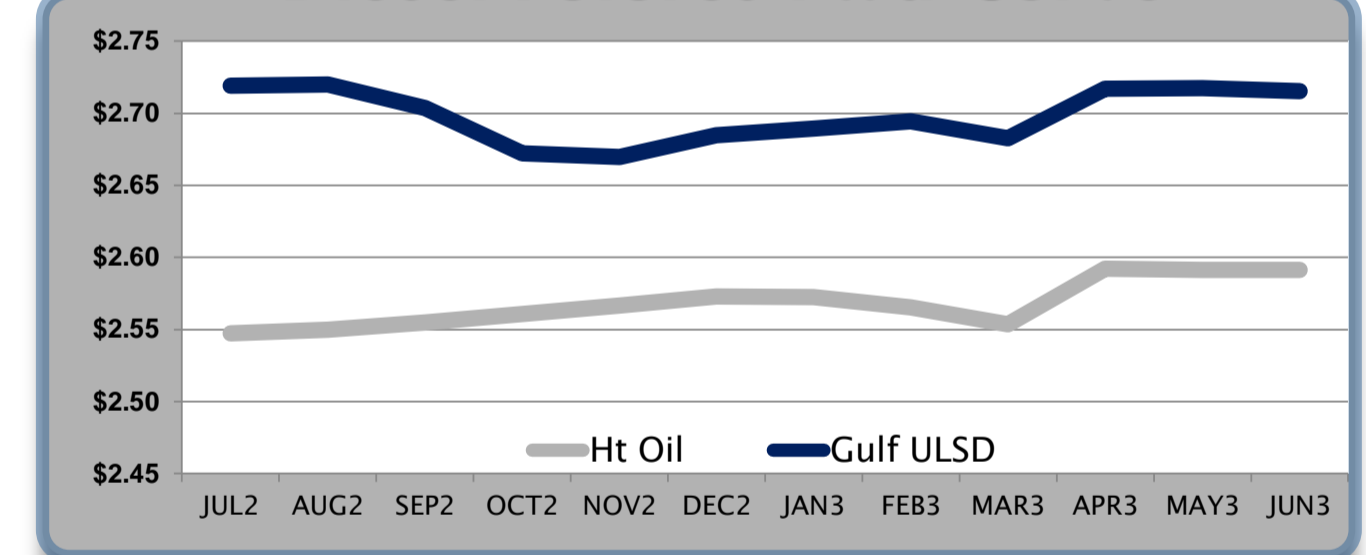
	Heat Oil	Change	Gulf Ulstd	Change	Group Ulstd	Change	Gulf Basis	Group Basis
6/29	\$2.6396	\$0.0877	\$2.7102		\$2.7826			
6/28	\$2.5519	-\$0.0418	\$2.6225	-\$0.0288	\$2.6949	-\$0.0383	\$7.06	\$14.30
6/27	\$2.5937	\$0.0172	\$2.6513	\$0.0068	\$2.7332	\$0.0287	\$5.76	\$14.05
6/26	\$2.5765	\$0.0380	\$2.6445	\$0.0435	\$2.7045	\$0.0440	\$6.80	\$12.70
6/25	\$2.5385	\$0.0048	\$2.6010	\$0.0043	\$2.6605	-\$0.0077	\$6.25	\$12.30
6/22	\$2.5337	\$0.0084	\$2.5967	\$0.0044	\$2.6682	\$0.0489	\$6.30	\$13.35
6/21	\$2.5253	-\$0.0621	\$2.5923	-\$0.0556	\$2.6193	-\$0.0601	\$6.70	\$9.50

HO Technicals		
Indicator	Direction	Resistance
MACD	Bottoming	2.7428 June High
Stochastics	Bullish	2.5922 14 Day MA
RSI	Bottoming	2.51 June Low
ADX	Neutral	2.4678 2011 Low
Momentum	Neutral	Support
Bias:	Neutral	

Diesel History



Diesel Futures Fwd Curve



Crude

	WTI	Change	Brent	Change	Gulf Gas	Gulf Diesel	3/2/1	5/3/2	Gulf Gas	Gulf Diesel	3/2/1	5/3/2	Group / WCS
6/29	\$81.85	\$4.16	\$95.32	\$3.96	\$26.97	\$32.46	\$28.80	\$29.17	\$13.30	\$18.79	\$15.13	\$15.50	30.03
6/28	\$77.69	-\$2.52	\$91.36	-\$2.14	\$26.97	\$32.46	\$28.80	\$29.17	\$13.30	\$18.79	\$15.13	\$15.50	30.03
6/27	\$80.21	\$0.85	\$93.50	\$0.48	\$26.97	\$31.14	\$26.84	\$27.27	\$11.40	\$17.85	\$13.55	\$13.98	30.87
6/26	\$79.36	\$0.15	\$93.02	\$2.01	\$26.56	\$31.71	\$28.28	\$28.62	\$12.90	\$18.05	\$14.62	\$14.96	33.59
6/25	\$79.21	-\$0.55	\$91.01	\$0.03	\$26.56	\$30.03	\$27.72	\$27.95	\$14.76	\$18.23	\$15.92	\$16.15	36.46

Refinery Margins

Economic Indicators

Commodity Futures

	Settle	Change		Settle	Change
S&P 500	1,329	-2.81	Ethanol	2.249	-0.007
DJIA	12,602	-24.75	NatGas	2.750	0.03
Nasdaq	2,849	-25.83	Gold	1,600	50.70
EUR/USD	1.2675	0.0236	Silver	2,772	147.30
USD Index	81.47	-1.33	Copper	345.85	13.25
US Treasury 10 Year Yld	1.66%	0.08	FCOJ	118.50	-0.45
Spanish 10 Year Yld	6.52%	0.08	Corn	669.50	17.50
S&P Volatility Index (VIX)	19.71	0.26	Soy	1,486	20.50
Baltic Dry Freight Index	994	6.00	Wheat	736.00	10.00

Gulf Coast ULSD Fwd Price Indication

Indicative forward prices for ULSD at Gulf Coast area terminals. Prices are estimates only.

Del. Month	Price	Differential	3 Mo. Avg.	6 Mo. Avg
JUL2	\$2.7192	\$0.1720		
AUG2	\$2.7199	\$0.1699		
SEP2	\$2.7038	\$0.1490	\$2.7143	
OCT2	\$2.6724	\$0.1115		
NOV2	\$2.6696	\$0.1030		
DEC2	\$2.6847	\$0.1119	\$2.6756	\$2.6949
JAN3	\$2.6892	\$0.1165		
FEB3	\$2.6945	\$0.1290		
MAR3	\$2.6825	\$0.1290	\$2.6887	
APR3	\$2.7172	\$0.1250		
MAY3	\$2.7173	\$0.1260		
JUN3	\$2.7153	\$0.1260	\$2.7166	\$2.7027
12 Month Avg	\$2.6988	\$0.1307		

*SOURCES: Nymex, CBOT, NYSE, ICE, NASDAQ, CME Group, CBOE, Reuters. Prices delayed.

Disclaimer: The information contained herein is derived from multiple sources believed to be reliable. However, this information is not guaranteed as to its accuracy or completeness. No responsibility is assumed for use of this material and no express or implied warranties or guarantees are made. This material and any view or comment expressed herein are provided for informational purposes only and should not be construed in any way as an inducement or recommendation to buy or sell products, commodity futures or options contracts.