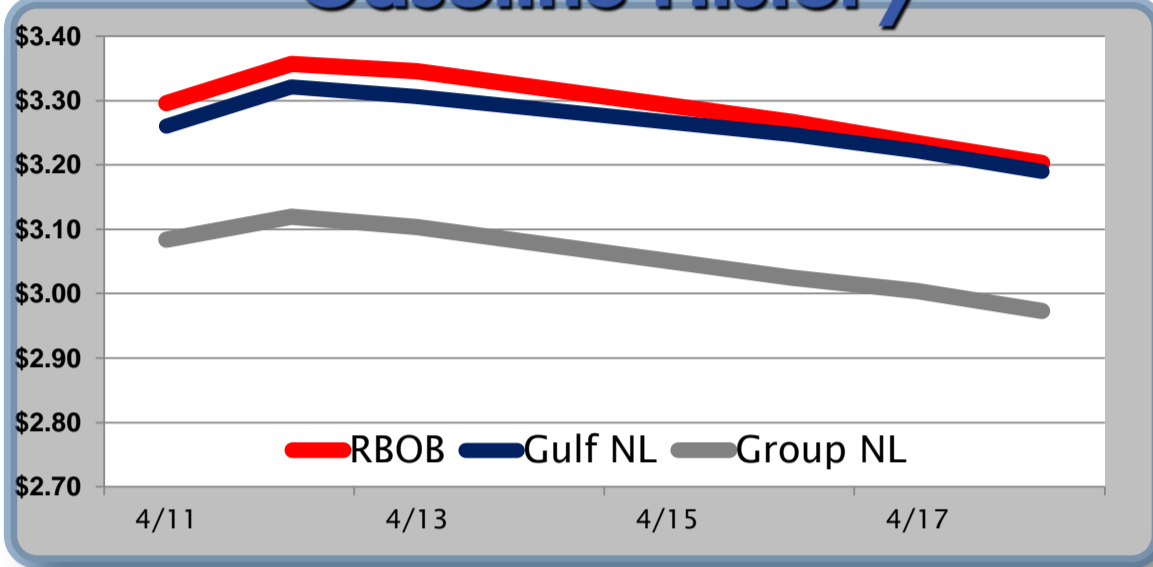


Gasoline

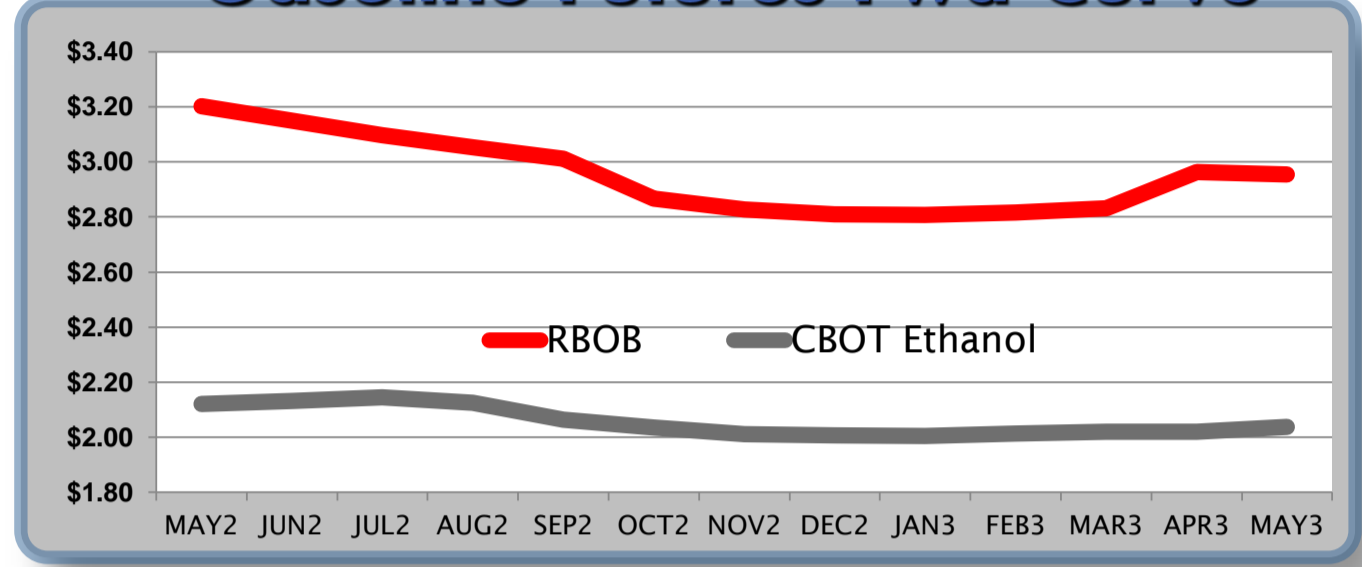
	RBOB	Change	Gulf NL	Change	Group NL	Change	Gulf Basis	Group Basis
4/19	\$3.2021	-\$0.0006	\$3.1896		\$2.9721			
4/18	\$3.2027	-\$0.0313	\$3.1902	-\$0.0313	\$2.9727	-\$0.0313	-\$6.00	-\$21.00
4/17	\$3.2340	-\$0.0330	\$3.2215	-\$0.0260	\$3.0040	-\$0.0205	-\$1.30	-\$22.95
4/16	\$3.2670	-\$0.0791	\$3.2475	-\$0.0586	\$3.0245	-\$0.0791	-\$1.90	-\$24.30
4/13	\$3.3461	-\$0.0106	\$3.3061	-\$0.0156	\$3.1036	-\$0.0156	-\$4.05	-\$24.30
4/12	\$3.3567	\$0.0612	\$3.3217	\$0.0612	\$3.1192	\$0.0357	-\$3.45	-\$23.70
4/11	\$3.2955	\$0.0459	\$3.2605	\$0.0459	\$3.0835	\$0.0284	-\$3.55	-\$21.25

RBOB Technicals			Resistance	
Indicator	Direction			
MACD	Topping	3.4455	2012 High	
Stochastics	Bearish	3.3078	14 Day MA	
RSI	Bearish	3.1411	April Low	
ADX	Neutral	2.9648	100 Day MA	
Momentum	Bearish		Support	
Bias:	Bearish			

Gasoline History



Gasoline Futures Fwd Curve

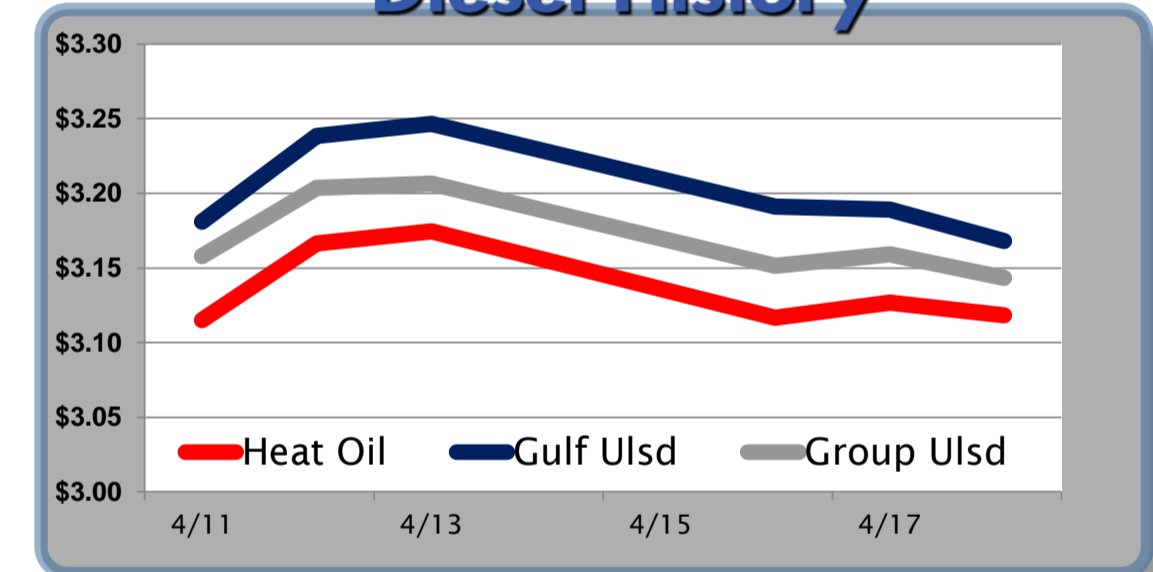


Diesel

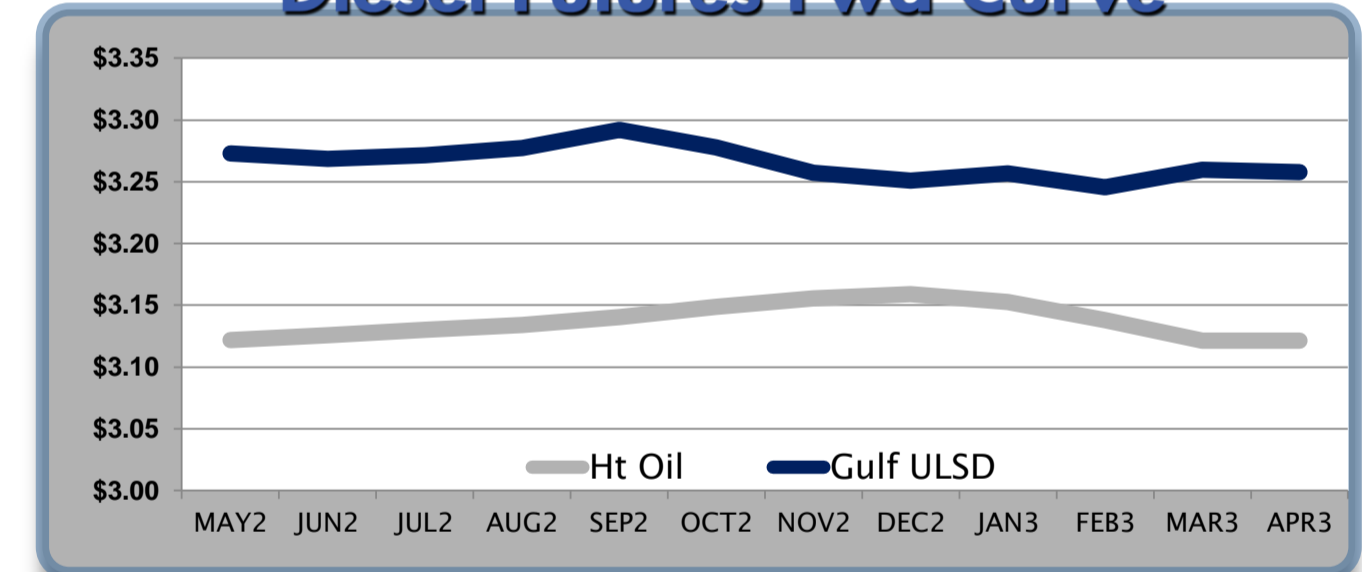
	Heat Oil	Change	Gulf Ulsd	Change	Group Ulsd	Change	Gulf Basis	Group Basis
4/19	\$3.1287	\$0.0105	\$3.1787		\$3.1537			
4/18	\$3.1182	-\$0.0084	\$3.1682	-\$0.0209	\$3.1432	-\$0.0159	\$5.05	\$2.55
4/17	\$3.1266	-\$0.0100	\$3.1891	-\$0.0020	\$3.1591	\$0.0075	\$6.20	\$3.30
4/16	\$3.1166	-\$0.0580	\$3.1911	-\$0.0555	\$3.1516	-\$0.0550	\$7.50	\$3.45
4/13	\$3.1746	\$0.0083	\$3.2466	\$0.0083	\$3.2066	\$0.0028	\$7.15	\$3.25
4/12	\$3.1663	\$0.0514	\$3.2383	\$0.0574	\$3.2038	\$0.0459	\$7.25	\$3.70
4/11	\$3.1149	\$0.0192	\$3.1809	\$0.0187	\$3.1579	\$0.0167	\$6.55	\$4.35

HO Technicals			Resistance	
Indicator	Direction			
MACD	Bearish	3.3176	2012 High	
Stochastics	Bearish	3.1554	14 Day MA	
RSI	Bearish	3.0983	100 Day MA	
ADX	Neutral	3.0474	200 Day MA	
Momentum	Bearish		Support	
Bias:	Bearish			

Diesel History



Diesel Futures Fwd Curve



Crude

	WTI	Change	Brent	Change	Vs WTI				Vs Brent				Group / WCS
					Gulf Gas	Gulf Diesel	3/2/1	5/3/2	Gulf Gas	Gulf Diesel	3/2/1	5/3/2	3/2/1
4/19	\$102.39	-\$0.28	\$118.30	\$0.33	\$31.32	\$30.39	\$31.01	\$30.95	\$16.02	\$15.09	\$15.71	\$15.65	48.30
4/18	\$102.67	-\$1.53	\$117.97	-\$0.81	\$31.10	\$29.74	\$30.65	\$30.56	\$16.52	\$15.16	\$16.07	\$15.98	49.55
4/17	\$104.20	\$1.27	\$118.78	\$0.10	\$33.47	\$31.10	\$32.68	\$32.52	\$17.72	\$15.35	\$16.93	\$16.77	52.32
4/16	\$102.93	\$0.10	\$118.68	-\$3.15	\$36.03	\$33.53	\$35.19	\$35.03	\$17.03	\$14.53	\$16.19	\$16.03	56.98
4/13	\$102.83	-\$0.81	\$121.83	\$0.12									

Refinery Margins

Economic Indicators

Commodity Futures

	Settle	Change		Settle	Change
S&P 500	1,385	-5.64	Ethanol	2.120	-0.036
DJIA	13,033	-82.79	NatGas	1.934	-0.02
Nasdaq	3,031	-11.37	Gold	1,632	-6.80
EUR/USD	1.3078	-0.0042	Silver	3,147	-0.80
USD Index	79.75	0.21	Copper	362.80	-1.60
US Treasury 10 Year Yield	1.96%	-0.02	FCOJ	146.35	-1.60
US Treasury 30 Year Yield	3.11%	-0.02	Corn	614.75	13.00
S&P Volatility Index (VIX)	18.64	0.18	Soy	1,423	15.25
Baltic Dry Freight Index	1,006	17.00	Wheat	619.50	8.75

Gulf Coast ULSD Fwd Price Indication

Indicative forward prices for ULSD at Gulf Coast area terminals. Prices are estimates only.

Del. Month	Price	Differential	3 Mo. Avg.	6 Mo. Avg.
MAY2	\$3.2729	\$0.1510		
JUN2	\$3.2684	\$0.1424		
JUL2	\$3.2715	\$0.1415	\$3.2709	
AUG2	\$3.2775	\$0.1435		
SEP2	\$3.2921	\$0.1515		
OCT2	\$3.2776	\$0.1290	\$3.2824	\$3.2767
NOV2	\$3.2571	\$0.1015		
DEC2	\$3.2507	\$0.0915		
JAN3	\$3.2567	\$0.1040	\$3.2548	
FEB3	\$3.2454	\$0.1072		
MAR3	\$3.2599	\$0.1387		
APR3	\$3.2579	\$0.1387	\$3.2544	\$3.2546
12 Month Avg	\$3.2656	\$0.1284		

*SOURCES: Nymex, CBOT, NYSE, ICE, NASDAQ, CME Group, CBOE, Reuters. Prices delayed.

Disclaimer: The information contained herein is derived from multiple sources believed to be reliable. However, this information is not guaranteed as to its accuracy or completeness. No responsibility is assumed for use of this material and no express or implied warranties or guarantees are made. This material and any view or comment expressed herein are provided for informational purposes only and should not be construed in any way as an inducement or recommendation to buy or sell products, commodity futures or options contracts.