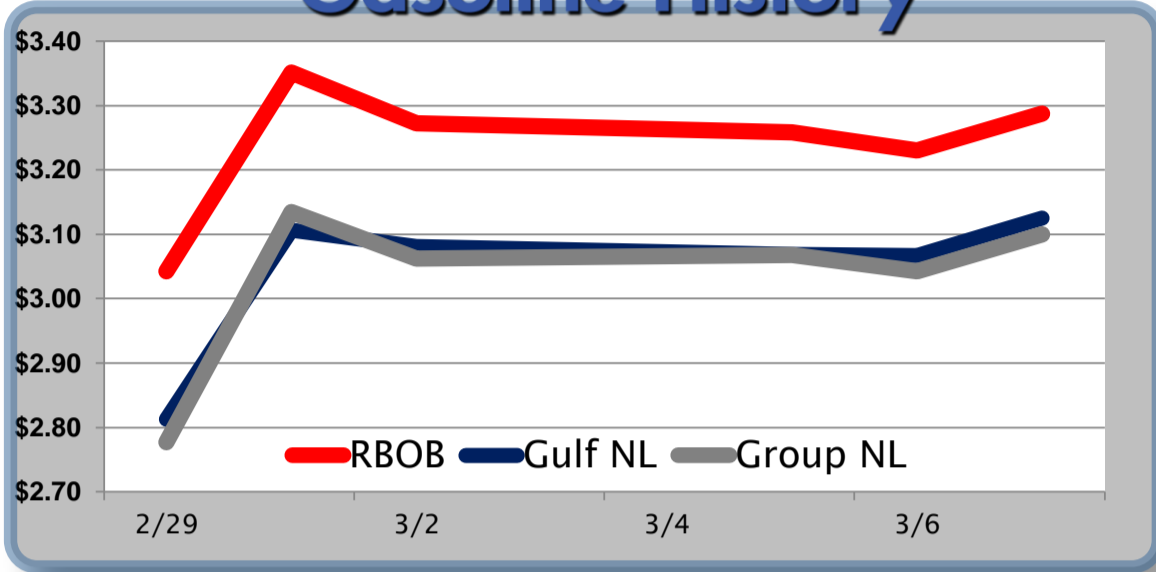


Gasoline

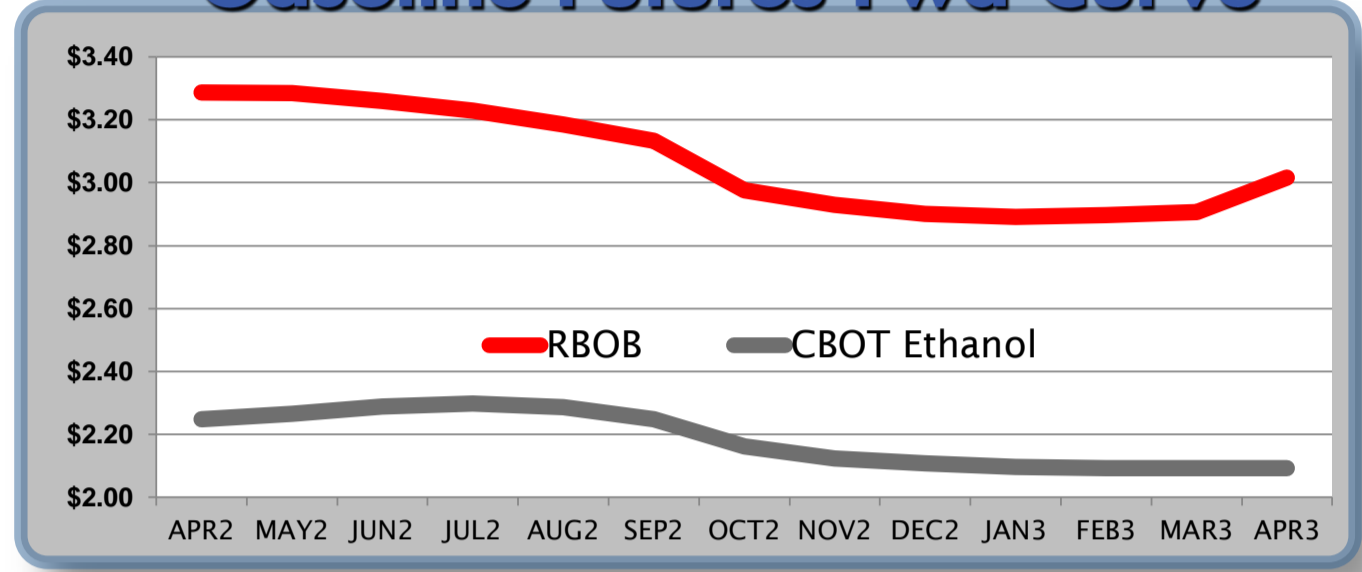
	RBOB	Change	Gulf NL	Change	Group NL	Change	Gulf Basis	Group Basis
							(cents per gallon)	
3/8	\$3.3090	\$0.0216	\$3.1465		\$3.1215			
3/7	\$3.2874	\$0.0575	\$3.1249	\$0.0575	\$3.0999	\$0.0575	-\$19.50	-\$15.00
3/6	\$3.2299	-\$0.0281	\$3.0674	-\$0.0011	\$3.0424	-\$0.0256	-\$16.30	-\$18.70
3/5	\$3.2580	-\$0.0141	\$3.0685	-\$0.0126	\$3.0680	\$0.0059	-\$18.90	-\$19.05
3/2	\$3.2721	-\$0.0796	\$3.0811	-\$0.0256	\$3.0621	-\$0.0721	-\$19.15	-\$21.05
3/1	\$3.3517	\$0.3094	\$3.1067	\$0.2944	\$3.1342	\$0.3569	-\$24.45	-\$21.70
2/29	\$3.0423	\$0.0022	\$2.8123	-\$0.2030	\$2.7773	-\$0.1928	-\$23.05	-\$26.55

RBOB Technicals			Resistance	
Indicator	Direction			
MACD	Topping	3.4800	2011 High	
Stochastics	Neutral	3.3868	2012 High	
RSI	Topping	3.2138	March Low	
ADX	Neutral	3.0443	50 Day MA	
Momentum	Topping			
Bias:	Neutral			

Gasoline History



Gasoline Futures Fwd Curve

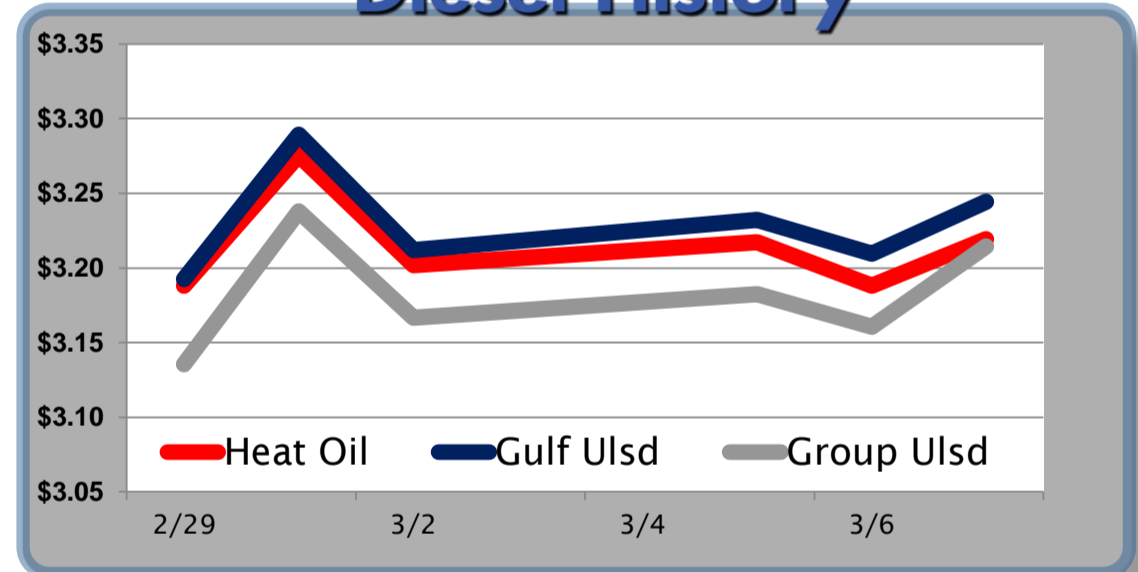


Diesel

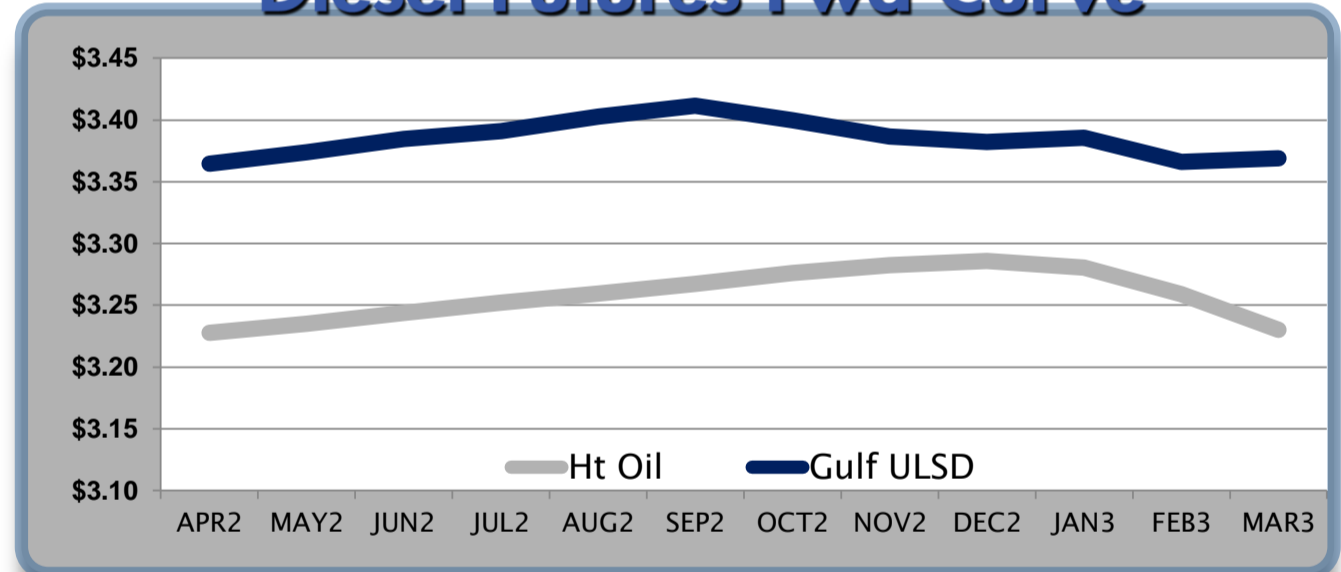
	Heat Oil	Change	Gulf Ulsd	Change	Group Ulsd	Change	Gulf Basis	Group Basis
							(cents per gallon)	
3/8	\$3.2322	\$0.0128	\$3.2572		\$3.2272			
3/7	\$3.2194	\$0.0312	\$3.2444	\$0.0347	\$3.2144	\$0.0537	\$2.55	-\$0.45
3/6	\$3.1882	-\$0.0292	\$3.2097	-\$0.0225	\$3.1607	-\$0.0217	\$2.10	-\$2.70
3/5	\$3.2174	\$0.0156	\$3.2322	\$0.0204	\$3.1824	\$0.0156	\$1.53	-\$3.55
3/2	\$3.2018	-\$0.0735	\$3.2118	-\$0.0775	\$3.1668	-\$0.0710	\$0.95	-\$3.45
3/1	\$3.2753	\$0.0873	\$3.2893	\$0.0968	\$3.2378	\$0.1023	\$1.45	-\$3.80
2/29	\$3.1880	-\$0.0358	\$3.1925	-\$0.0219	\$3.1355	-\$0.0308	\$0.40	-\$5.20

HO Technicals			Resistance	
Indicator	Direction			
MACD	Topping	3.33	2011 High	
Stochastics	Neutral	3.3176	2012 High	
RSI	Topping	3.176	March Low	
ADX	Neutral	3.1697	Prev. Low	
Momentum	Neutral			
Bias:	Neutral			

Diesel History



Diesel Futures Fwd Curve



Crude

	WTI	Change	Brent	Change	Vs WTI				Vs Brent				Group / WCS
					Gulf Gas	Gulf Diesel	3/2/1	5/3/2	Gulf Gas	Gulf Diesel	3/2/1	5/3/2	3/2/1
3/8	\$106.44	\$0.28	\$125.10	\$0.98	\$25.09	\$30.10	\$26.76	\$27.09	\$7.13	\$12.14	\$8.80	\$9.13	52.86
3/7	\$106.16	\$1.46	\$124.12	\$2.14	\$24.13	\$30.11	\$26.12	\$26.52	\$6.85	\$12.83	\$8.84	\$9.24	50.65
3/6	\$104.70	-\$2.02	\$121.98	-\$1.82	\$24.16	\$29.03	\$24.45	\$24.91	\$5.08	\$11.95	\$7.37	\$7.83	53.97
3/5	\$106.72	\$0.02	\$123.80	\$0.15	\$22.71	\$28.20	\$24.54	\$24.90	\$5.76	\$11.25	\$7.59	\$7.95	55.26
3/2	\$106.70	-\$2.14	\$123.65	-\$2.55									

Refinery Margins

Economic Indicators

Commodity Futures

	Settle	Change		Settle	Change
S&P 500	1,353	9.27	Ethanol	2.25	-0.043
DJIA	12,837	78.18	NatGas	2.30	0.00
Nasdaq	2,936	25.37	Gold	1698.10	14.80
EUR/USD	1.3245	0.01	Silver	3390.00	28.20
USD Index	79.25	-0.47	Copper	379.80	3.55
US Treasury 10 Year Yield	2.00%	0.03	FCOJ	195.00	1.90
US Treasury 30 Year Yield	3.16%	0.04	Corn	648.50	4.75
S&P Volatility Index (VIX)	19.07	-1.80	Soy	1328.00	6.50
Baltic Dry Freight Index	812	14.00	Wheat	638.50	5.50

Gulf Coast ULSD Fwd Price Indication

Indicative forward prices for ULSD at Gulf Coast area terminals. Prices are estimates only.

Del. Month	Price	Differential	3 Mo. Avg.	6 Mo. Avg.
APR2	\$3.3646	\$0.1370		
MAY2	\$3.3737	\$0.1384		
JUN2	\$3.3847	\$0.1410	\$3.3743	
JUL2	\$3.3910	\$0.1390		
AUG2	\$3.4027	\$0.1430		
SEP2	\$3.4115	\$0.1440	\$3.4017	\$3.3880
OCT2	\$3.4000	\$0.1240		
NOV2	\$3.3867	\$0.1040		
DEC2	\$3.3824	\$0.0965	\$3.3897	
JAN3	\$3.3856	\$0.1049		
FEB3	\$3.3661	\$0.1069		
MAR3	\$3.3690	\$0.1388	\$3.3736	\$3.3816
12 Month Avg	\$3.3848	\$0.1265		

*SOURCES: Nymex, CBOT, NYSE, ICE, NASDAQ, CME Group, CBOE, Reuters. Prices delayed.

Disclaimer: The information contained herein is derived from multiple sources believed to be reliable. However, this information is not guaranteed as to its accuracy or completeness. No responsibility is assumed for use of this material and no express or implied warranties or guarantees are made. This material and any view or comment expressed herein are provided for informational purposes only and should not be construed in any way as an inducement or recommendation to buy or sell products, commodity futures or options contracts.